BCRTA STATION

SCHEMATIC DESIGN
12/17/2021

131 W. CHESTNUT ST.
OXFORD OH 45056

INDEX OF DRAWINGS

Sheet Number	Sheet Name
TITLE	
T1.0	TITLE SHEET
CIVIL	
C1.1	CIVIL PLAN
C2.1	CIVIL GRADING
C3.1	SITE UTILITIES
LANDSCAPE	
L1-3	PLANDSCAPE PLAN ETC
ARCHITECTURAL	
AS1.1	ARCHITECTURAL SITE PLAN
A1.1	BLD A - FLOOR PLAN
A1.2	BLD B - WASH, BLD C - FUEL, ENLARGED - VM
A1.3	ENLARGED - ADMIN / PUBLIC
A2.1	BLD A - ROOF PLAN
A2.2	BLD B & C - ROOF PLAN
A3.1	EXTERIOR ELEVATIONS
A4.1	BUILDING SECTIONS
A9.1	BLD A - REFLECTED CEILING PLAN
A9.2	BLD B & C - REFLECTED CEILING PLAN
A9.10	ENLARGED RCP BLD A - NORTH
COORDINATION	
X1.1	EQUIPMENT COORDINATION - ADMIN/PUBLIC FLOOR PLAN
X1.2	EQUIPMENT COORDINATION - BUS STORAGE PARTIAL FLOOR PLAN WEST
X1.3	EQUIPMENT COORDINATION - BUS STORAGE PARTIAL FLOOR PLAN EAST
X1.4	EQUIPMENT COORDINATION - VEHICLE MAINTENANCE FLOOR PLAN
X1.5	EQUIPMENT COORDINATION - WASH BUILDING AND FUELING FLOOR PLANS
X1.6	EQUIPMENT COORDINATION - ADMIN/PUBLIC ROOF PLAN
X1.7	EQUIPMENT COORDINATION - BUS STORAGE PARTIAL ROOF PLAN WEST
X1.8	EQUIPMENT COORDINATION - BUS STORAGE PARTIAL ROOF PLAN EAST
X1.9	EQUIPMENT COORDINATION - VEHICLE MAINTENANCE ROOF PLAN
X1.10	EQUIPMENT COORDINATION - WASH BUILDING AND FUELING ROOF PLANS

SITE LOCATION MAP

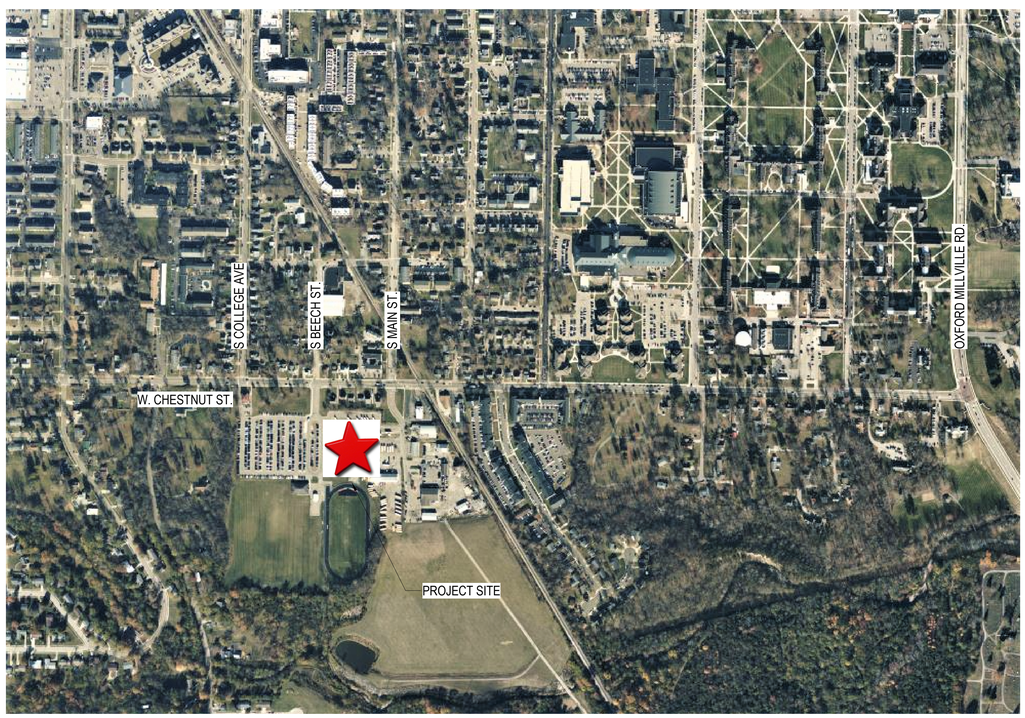

GENERAL PROJECT NOTES

1. ALL EXISTING CONDITIONS TO BE VERIFIED BY CONTRACTOR PRIOR TO COMMENCEMENT OF WORK. IN THE EVENT OF ANY DISCREPANCIES, THE CONTRACTOR IS TO REPORT SAID ANOMALIES TO THE OWNER'S PROJECT MANAGER.
2. THE CONTRACTOR SHALL LOCATE ALL EXISTING UTILITIES AND SERVICES PRIOR TO START OF WORK.
3. THE CONTRACTOR IS TO ADHERE TO ALL ACCEPTED INDUSTRY PRACTICES.
4. THE CONTRACTOR IS TO FOLLOW ALL INSTALLATION PROCEDURES PER MANUFACTURER'S INSTRUCTIONS.
5. DO NOT SCALE DRAWINGS. DIMENSIONAL DISCREPANCIES AND QUESTIONS SHALL BE DIRECTED TO THE PROJECT MANAGER / ARCHITECT.

PROJECT TEAM

OWNER
BUTLER COUNTY REGIONAL TRANSIT AUTHORITY (BCRTA)
3045 MOSER COURT
HAMILTON, OHIO 45011
Contact Person: MATTHEW DUTKEVICZ

STRUCTURAL ENGINEER
RICHARD L. BOWEN & ASSOCIATES INC.
2019 CENTER STREET, SUITE 500
CLEVELAND, OHIO 44113
216.491.9300 (PH)
216.491.8053 (FX)
Contact Person: NICHOLAS TINL

CIVIL, LANDSCAPE, SURVEY
BAYER BECKER, INC.
110 SOUTH COLLEGE AVENUE, SUITE 101
OXFORD, OHIO 45056
216.491.9300 (PH)
216.491.8053 (FX)
Contact Person: ETTA REED

ESTIMATING + SCHEDULING
NV5
30775 BAINBRIDGE ROAD, SUITE 180
SOLON, OHIO 44139
216.239.1337 (PH)
Contact Person: DAN SEXTON

GEOTECHNICAL AND CONSTRUCTION TESTING
TERRACON
611 LUNKEN PARK DRIVE
CINCINNATI, OHIO 45226
513.612.9086 (PH)
Contact Person: BRENT LANGLOIS

ARCHITECT
RICHARD L. BOWEN & ASSOCIATES INC.
2019 CENTER STREET, SUITE 500
CLEVELAND, OHIO 44113
216.491.9300 (PH)
216.491.8053 (FX)
Contact Person: KEN EMLING

MECHANICAL, ELECTRICAL, PLUMBING, TECHNOLOGY, INDUSTRIAL EQUIPMENT
URBAN ENGINEERS, INC.
ONE WILLIAMSBURG PLACE
WARRENSDALE, PA 15086
412.335.9975 (PH)
Contact Person: ROB TUTTLE

ENVIRONMENTAL
LAWHON & ASSOCIATES, INC.
1441 KING AVENUE
COLUMBUS, OH 43212
614.481.8600 X. 134 (PH)
Contact Person: SUSAN DANIELS

RIGHT-OF-WAY + ACQUISITIONS
ORCOLAN
8790 GOVERNOR'S HILL DRIVE, SUITE 101
CINCINNATI, OHIO 45249
513.247.0243 (PH)
Contact Person: ANNA DURASTANTI

CODE DATA

APPLICABLE CODES:

THE BUILDING DESIGN WILL BE DICTATED BY THE FOLLOWING CODES:
2017 OHIO BUILDING CODE W/ UPDATES
2017 OHIO PLUMBING CODE W/ UPDATES
2017 OHIO MECHANICAL CODE W/ UPDATES
2017 OHIO FIRE CODE
2017 NEC NATIONAL ELECTRICAL CODE
2012 INTERNATIONAL ENERGY CONSERVATION CODE
ANSI A117.1-2009 ACCESSIBILITY STANDARD

GENERAL BUILDING AREA:

THE DEVELOPMENT OF THIS SITE INCLUDES THE MAIN GARAGE W/ DEPARTURE CANOPIES, WASH BUILDING, AND THE FUEL CANOPY.

SEVERAL SYSTEMS ARE PLANNED FOR FUTURE PERMITS; BATTERY ELECTRIC BUS CHARGING, HYDROGEN FUELING,

OCCUPANCY CLASSIFICATION: BUSINESS, ASSEMBLY, STORAGE (S-1 + S-2)

TYPE OF CONSTRUCTION (602.2): TYPE IIB UNPROTECTED CONSTRUCTION
PROPOSED HIEGHT: 1 STORY
UNLIMITED AREA (CONFIRM PROPERTY LINE PROXIMITY)
FULLY SPRINKLERED

PARCEL ID: H4000115000007

AREA OF PROPERTY BOUNDARY: 21,110SF = 4.85 ACRE

BLD A: 1-STORY W/ LIMITED AREA UTILITY MEZZANINE
BLD B: 1-STORY W/ LIMITED AREA CATWALK
BLD C: CANOPY ONLY (DELEGATED DESIGN) ADDRESS AND PERMIT REVIEW

LIFE SAFETY OCCUPANCY ROOM SCHEDULE

ROOM #	ROOM NAME	AREA	OCCUPANCY CLASSIFICATION	SF PER OCCUPANT	CALCULATED OCCUPANCY
401	COMMUNITY ROOM B	862 SF	A-3	5	172.31
106	CONFERENCE	276 SF	A-3	15	18.41
111	KITCHEN	169 SF	A-3	15	11.24
400	COMMUNITY ROOM A	855 SF	A-3	15	56.98
412	EMPLOYEE'S BREAK ROOM	1293 SF	A-3	15	86.21
200	PUBLIC CONCOURSE	2915 SF	A-3	100	29.15
201	VENDOR WEST	306 SF	A-3	100	3.06
202	VENDOR EAST	279 SF	A-3	100	2.79
		6953 SF			380.14
518	VM LOCKERS	290 SF	B	50	5.81
100	VESTIBULE	96 SF	B	100	0.96
102	CIRCULATION	1239 SF	B	100	12.39
103	INFO / TRANS.	149 SF	B	100	1.49
104	OFFICE	156 SF	B	100	1.56
105	OFFICE	154 SF	B	100	1.54
107	HOTELING	287 SF	B	100	2.87
108	UNIFORM + CUBBIES	129 SF	B	100	1.29
109	COPY / PRINT	201 SF	B	100	2.01
110	TIME CLOCK	15 SF	B	100	0.15
112	DISPATCH	151 SF	B	100	1.51
203	FAMILY R/R	65 SF	B	100	0.65
204	M. R/R PUBLIC	257 SF	B	100	2.57
205	W. R/R PUBLIC	266 SF	B	100	2.66
301	FUELING LANE #1	1349 SF	B	100	13.49
302	FUELING LANE #2	1349 SF	B	100	13.49
403	KITCHNT	198 SF	B	100	1.98
407	WOMEN'S R/R	225 SF	B	100	2.25
408	MOTHER'S	68 SF	B	100	0.68
409	MEN'S R/R	233 SF	B	100	2.33
413	VEST.	101 SF	B	100	1.01
500	VM PASSAGE	876 SF	B	100	8.76
501	BCRTA LUBE ROOM	349 SF	B	100	3.49
510	HOT ROOM	155 SF	B	100	1.55
513	TIRE WORK	187 SF	B	100	1.87
516	VM BREAK ROOM	469 SF	B	100	4.69
517	BCRTA OFFICE	148 SF	B	100	1.48
520	R/R + DECON	82 SF	B	100	0.82
521	R/R	74 SF	B	100	0.74
700	BUS WASH	1800 SF	B	100	18.00
701	VEHICLE WASH	1600 SF	B	100	16.00
703	WASH MECH.	909 SF	B	100	9.09
411	IT	168 SF	B	300	0.56
504	MECH	289 SF	B	300	0.96
505	ELEC	289 SF	B	300	0.96
506	FIRE PUMP	552 SF	B	300	1.84
		14923 SF			143.49
503	FM SHOP/ STORAGE	0 SF	S-1		0.00
502	BCRTA PARTS	304 SF	S-1	100	3.04
511	SMALL PARTS	190 SF	S-1	100	1.90
402	ASSEMBLY STORAGE	345 SF	S-1	300	1.15
404	TRAINING STORAGE	233 SF	S-1	300	0.78
405	FACILITY STORAGE	225 SF	S-1	300	0.75
406	JAN.	58 SF	S-1	300	0.19
410	MECH/ ELEC.	224 SF	S-1	300	0.75
503	FM SHOP + STORAGE	581 SF	S-1	300	1.94
512	TIRE STORAGE	256 SF	S-1	300	0.85
519	JAN.	61 SF	S-1	300	0.20
702	FUEL BUILDING STORAGE	162 SF	S-1	300	0.54
		2639 SF			12.09
515	BCRTA VM BAYS	5164 SF	U	100	51.64
600	BUS STORAGE	27677 SF	U	100	276.77
		32841 SF			328.41

DATES AND REVISIONS

No.	Date / Description
	12/17/21 SD SET

Bowen
2019 Center St. Suite 500 | Cleveland, Ohio 44113
Phone: (216) 491-9300 Fax: (216) 491-8053
www.rlbowen.com - email@rlbowen.com

NOTICE

THIS ARCHITECTURAL AND ENGINEERING DRAWING IS GIVEN IN CONFIDENCE. NO USE OR DISSEMINATION MAY BE MADE WITHOUT PRIOR WRITTEN CONSENT OF THE ARCHITECT. ALL RIGHTS ARE HEREBY SPECIFICALLY RESERVED.
© 2019 RICHARD L. BOWEN + ASSOCIATES, INC.

BCRTA STATION
131 W. CHESTNUT ST.
OXFORD OH 45056

TITLE SHEET

DRAWN BY: J BREVICK
CHECKED BY: K EMLING
RLB NO.: 13405

DRAWING NO.
T1.0

12/17/2021 4:02:39 PM
C:\Users\jbrevick\Documents\13405 BCRTA Station - Architectural_jbrevickPK5RH.rvt

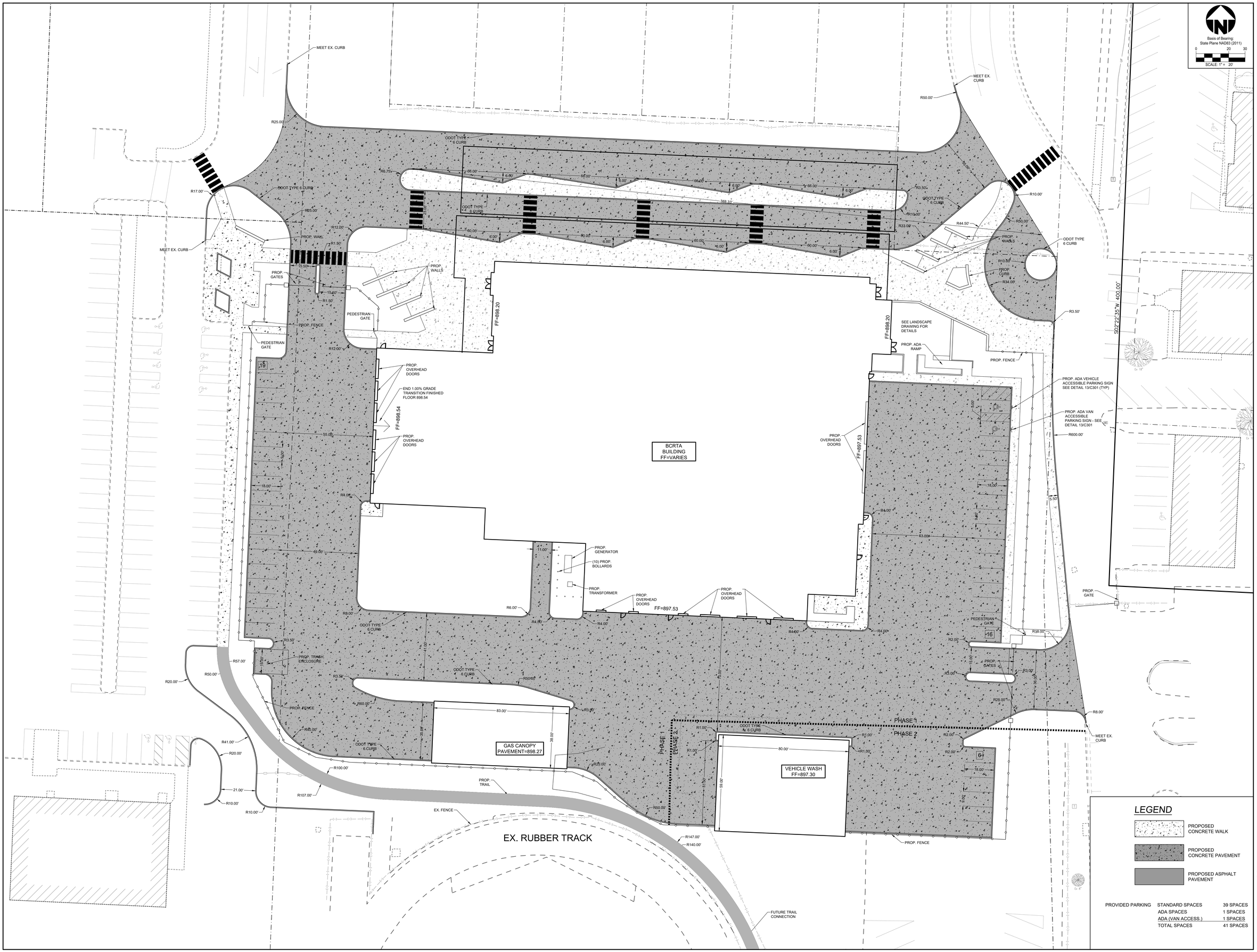

DATES AND REVISIONS

No.	Date / Description
	12/17/21 SD SET

bayer becker
www.bayerbecker.com
6070 Tussing Road, Suite A
Mason, OH 45040 - 513.336.6600

Bowen+
2019 Center St. Suite 500 Cleveland, Ohio 44113
Phone: (216) 491-9300 Fax: (216) 491-9353
www.bowen.com - email@bowen.com

NOTICE
THIS ARCHITECTURAL AND ENGINEERING DRAWING IS GIVEN IN CONFIDENCE. NO USE OR DISSEMINATION MAY BE MADE WITHOUT PRIOR WRITTEN CONSENT OF THE ARCHITECT. ALL RIGHTS ARE HEREBY SPECIFICALLY RESERVED.
© 2021 RICHARD L. BOWEN + ASSOCIATES, INC.

BCRTA STATION
CHESTNUT ST.
OXFORD OH

SITE LAYOUT PLAN

DRAWN BY: AMB
CHECKED BY: JAB
RLB NO.: 13405

DRAWING NO.
C1.1

Plot time: Dec 17, 2021 - 11:02am
Drawing name: J:\2021\21-0043\CV\DWG\21-0043 CD.dwg - Layout Tab: C1.1 Site Layout

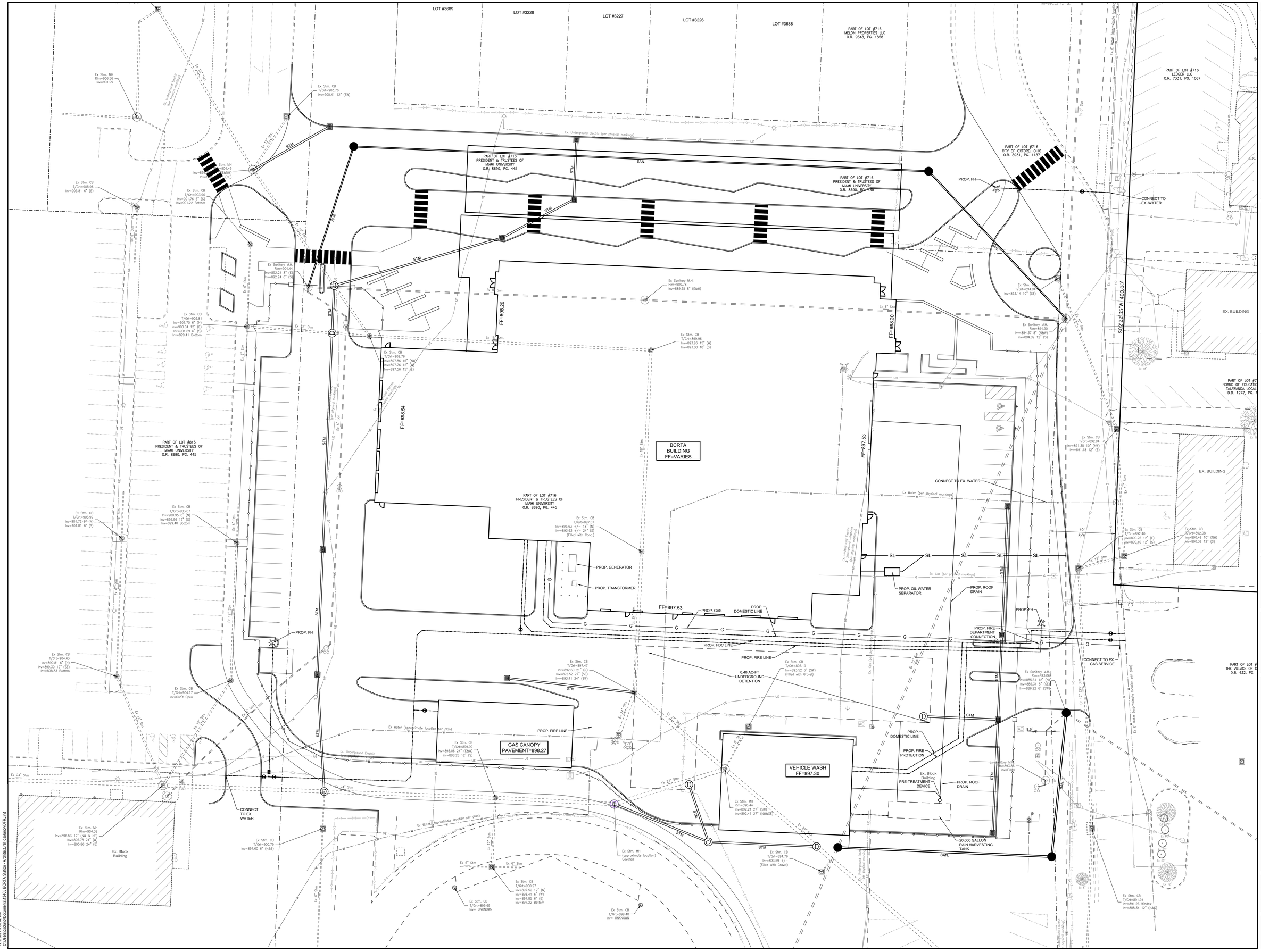

DATES AND REVISIONS

No.	Date / Description
	12/17/21 SD SET

bayer becker
www.bayerbecker.com
6070 Tussing Road, Suite A
Mason, OH 45040 - 513.336.6600

Bowen+
2019 Center St. Suite 500 | Cleveland, Ohio 44113
Phone: (216) 491-1300 Fax: (216) 491-8053
www.rlbowen.com e-mail@rlbowen.com

NOTICE

THIS ARCHITECTURAL AND ENGINEERING DRAWING IS GIVEN IN CONFIDENCE. NO USE OR DISSEMINATION MAY BE MADE WITHOUT PRIOR WRITTEN CONSENT OF THE ARCHITECT. ALL RIGHTS ARE HEREBY SPECIFICALLY RESERVED.
© 2021 RICHARD L. BOWEN + ASSOCIATES, INC.

BCRTA STATION
CHESTNUT ST.
OXFORD OH

UTILITY PLAN

DRAWN BY:	AMB
CHECKED BY:	JAB
RLB NO.:	13405

DRAWING NO.
C2.1

12/2/2021 9:30:02 AM
C:\Users\bdavis\3Docs\revit\13405 BCRTA Station - Architectural_dsdevin0DFBJ.rvt

DATES AND REVISIONS		
No.	Date	Description
	12/17/21	SD SET

bayer becker
www.bayerbecker.com
6900 Tylersville Road, Suite A
Mason, OH 45040 - 513.336.6600

Bowen
2019 Center St. Suite 500 / Cleveland, Ohio 44113
Phone: (216) 481-9300 Fax: (216) 481-8053
www.tbe.com - email@tbe.com

NOTICE

THIS ARCHITECTURAL AND ENGINEERING PLAN MAY BE IN INCOMPLETE FORM AND IN ACCORDANCE WITH OHIO LAW MUST BE SEALED BY A REGISTERED PROFESSIONAL ENGINEER OR ARCHITECT.
© 2021 BOWEN + ASSOCIATES, INC.

BCRTA STATION
CHESTNUT ST.
OXFORD OH

GRADING PLAN

DRAWN BY:	AMB
CHECKED BY:	JAB
RLB NO.:	13405
DRAWING NO.	C3.1

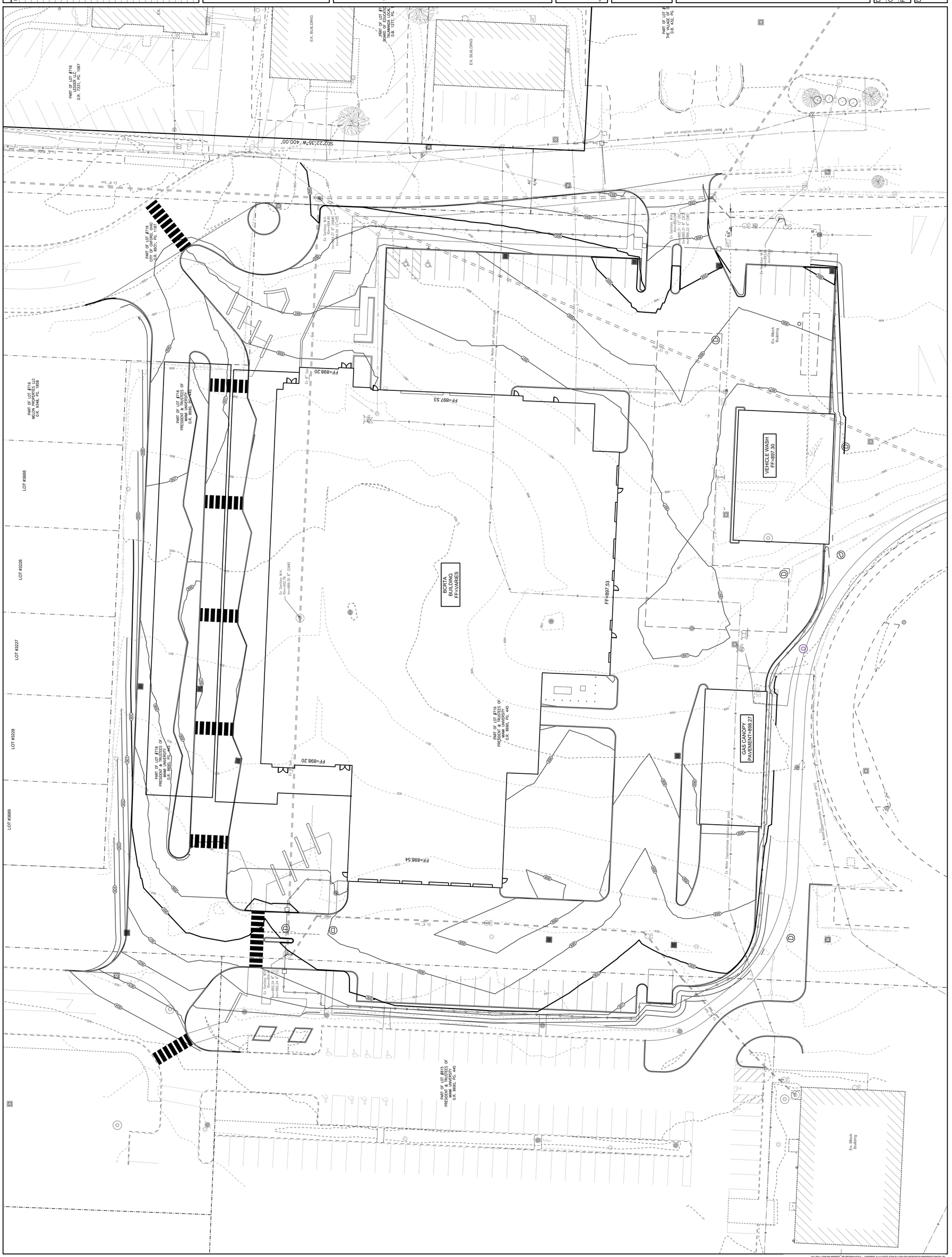

BASIS OF DESIGN INFORMATION

REFERENCE NOTES SCHEDULE

SYMBOL	DESCRIPTION	QTY	DETAIL
1	FLIGHT BENCH BY LANDSCAPE FORMS 8' LONG BACKED CUMARU WOOD BENCH		
2	WALL MOUNTED BENCH 8' LENTH CUMARU BENCH		
3	SEAT WALL BENCH TO BE 15" - 21" HT. BRICK VENEER TO COMPLEMENT BUILDING WALL CAP WITH LED STRIP LIGHT MOUNTED BELOW - (OPTION 1) - MATCH STONE ACCENT OF BUILDING - (OPTION 2) - CUMARU WOOD TOP TO MATCH SITE FURNISHINGS		
4	TRASH RECEPTACLE - (OPTION 1) - SPENCER LITTER BIN BY idMETALCO (CORTEN STEEL FINISH) - (OPTION 2) - CONSERVANCY LITTER BIN BY LANDSCAPE FORMS (POWDER COATED FINISH)		
5	BICYCLE RACK - (OPTION A) - ELK BIKE RACK BY MMCITE - (OPTION B) - EMMERSON CONCORD BIKE RACK BY LANDSCAPE FORMS		
6	BOLLARD LIGHT - LIGHT COLUMN BOLLARD BY FORMS & SURFACES. 5" DIA. ILLUMINATED BOLLARD IMBEDDED IN CONCRETE.		
7	PEDESTRIAN SCALE LIGHT - LIGHT COLUMN PEDESTRIAN LIGHT BY FORMS & SURFACES - 6" DIA. BOLLARD IMBEDDED IN CONCRETE.		
8	HARPO TABLE & CHAIRS BY LANDSCAPE FORMS 69" LONG TABLE WITH WOOD TOP (2) 24" BACKED CHAIRS WITH WOOD SEAT AND BACK		
9	8 TOP BAR HEIGHT COMMUNITY TABLE & BAR STOOLS.		
10	BICYCLE LOCKER MADLOCKER VERTICAL BIKE LOCKER BY MADRAX.		
11	SECURITY FENCE & GATE - 8' HT. PICKET FENCE WITH VEHICULAR AND PEDESTRIAN ACCESS GATES.		
12	CONCRETE PLANTER BED CURB - HEIGHT VARIES FROM 4" - 12" TO ACCOMMODATE GRADE.		
13	18" WIDE STONE STEP BETWEEN SEAT WALL AND CONCRETE PLANTER CURB.		
16	TRUNCATED DOME PAVERS ALONG PLAZA EDGE ADJACENT TO BUS TRAVEL LANES AND DROP OFF		

CONCEPT GRAPHICS SCHEDULE

DECORATIVE PAVING
Takeoff: 10,356 sf

STANDARD CONCRETE
Takeoff: 9,793 sf

CONCRETE BICYCLE TRAIL
Takeoff: 2,936 sf

CONCEPT PLANT SCHEDULE

CANOPY TREE 3-4" CAL. VERTICAL BRANCHING DECIDUOUS SHADE TREE	24	
ORNMENTAL TREE 10-12' HT. CLUMP FORM TREE	6	
PLANT MASSING 24" HT. ORNAMENTAL SHRUBS 30" HT. EVERGREEN SHRUBS 3 GAL. CONTAINER ORNAMENTAL GRASS 1 GAL. CONTAINER PERENNIALS / GROUNDCOVER	13,907 sf	
SOD DRAUGHT TOLERANT LAWN (BASIS OF DESIGN - TURPIN FARMS 1785 LOW IMPACT)	3,092 sf	
SEED DROUGHT TOLERANT LAWN SEED (BASIS OF DESIGN - TURPIN FARMS 1785 LOW IMPACT)	11,115 sf	

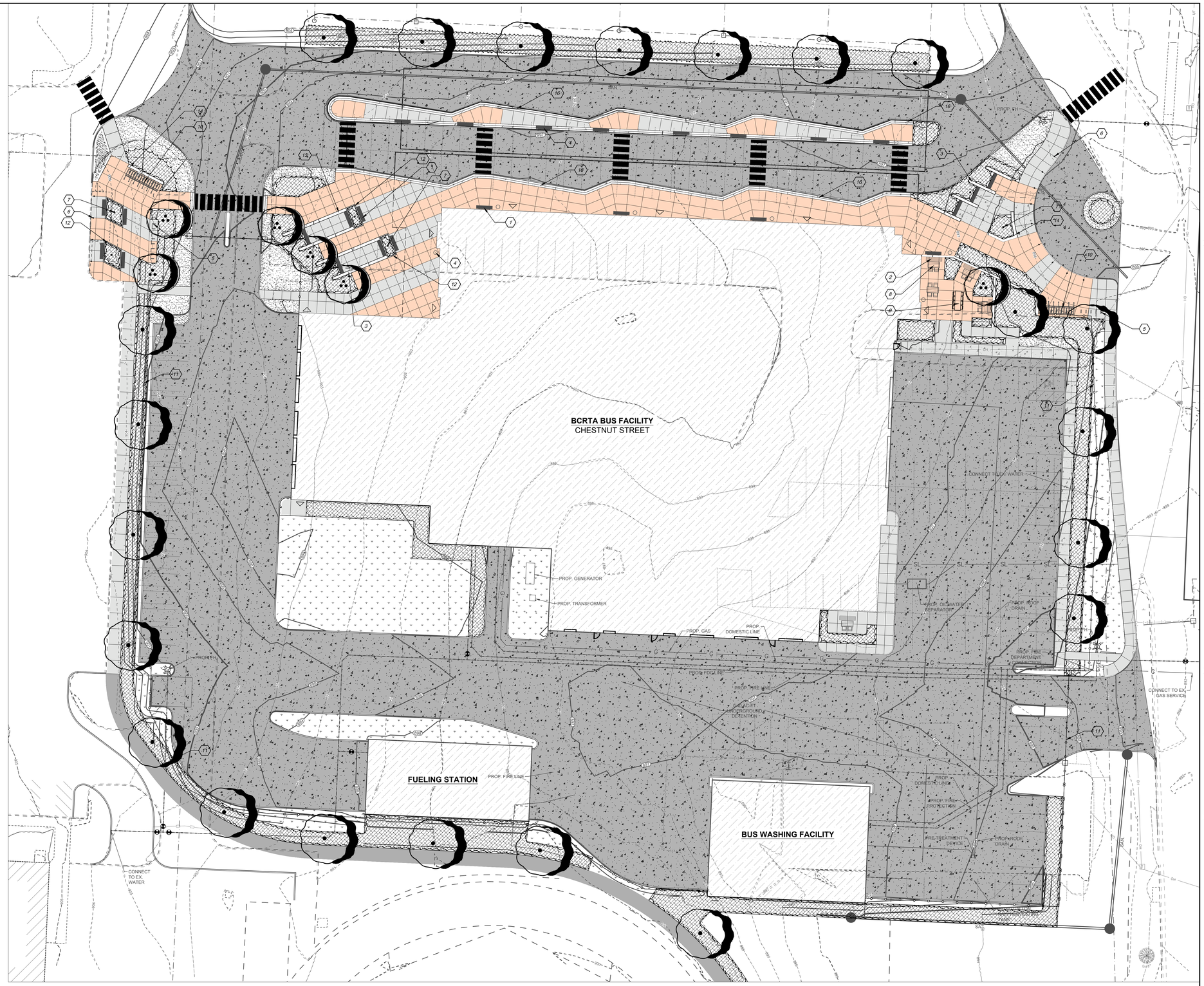


Light Column Pedestrian Light
Forms & Surfaces

LED Strip Light
Mounted Under Seating Surface

Light Column Bollard
Forms & Surfaces

LED Strip Light
Mounted Under Seating Surface

LED Strip Light
Mounted Under Seating Surface

Seat Wall with Wood Top
Brick to Complement Building / Cumaru

Flight Bench
Forms & Surfaces
Note: Back Rest Specified (not shown here)

Harpo Table & Chairs
Forms & Surfaces
Note: Back Rest Specified (not shown here)

Elk Bike Rack
MMCITE
Note: Color to be selected

Concord Emersion Bike Rack
Landscape Forms

Conservancy Litter Bin
Landscape Forms

Spencer Litter Bin
idMetalco

DATES AND REVISIONS

No.	Date / Description
	12/17/21 SD SET

bayer becker
www.bayerbecker.com
6900 Tylersville Road, Suite A
Mason, OH 45040 - 513.336.6600

BOWEN
2019 Center St. Suite 500 | Cleveland, Ohio 44113
Phone: (216) 491-9300 Fax: (216) 491-8053
www.rba.com - email@rba.com

NOTICE
THIS ARCHITECTURAL AND ENGINEERING DRAWING IS GIVEN IN CONFIDENCE. NO USE OR DISSEMINATION MAY BE MADE WITHOUT PRIOR WRITTEN CONSENT OF THE ARCHITECT. ALL RIGHTS ARE HEREBY SPECIFICALLY RESERVED.
© 2021 RICHARD L. BOWEN + ASSOCIATES, INC.

BCRTA STATION
CHESTNUT ST.
OXFORD OH

PLANTING PLAN - SCHEMATIC DESIGN

DRAWN BY: ADH
CHECKED BY: JEC
RLB NO.: 13405

DRAWING NO.
L1.1

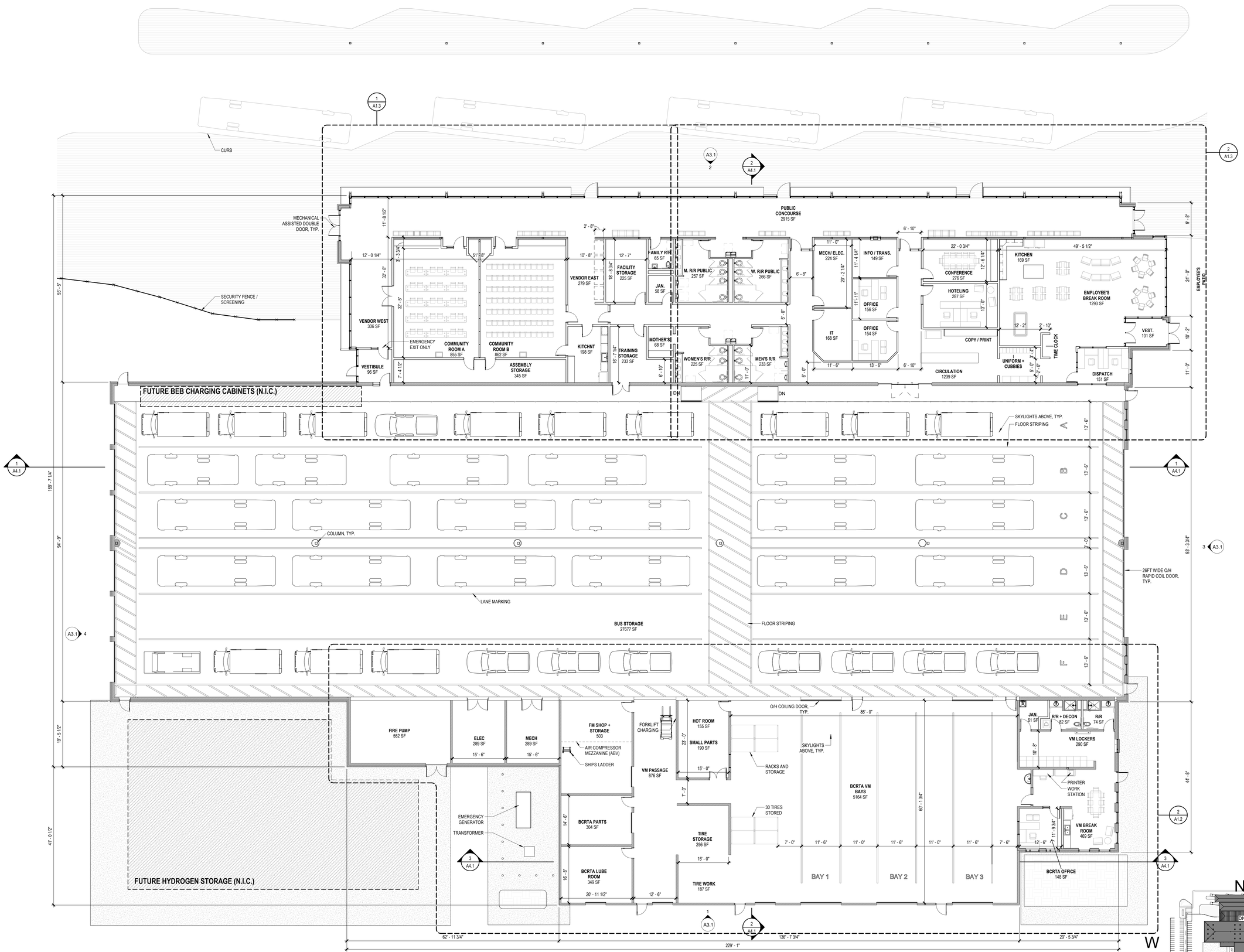

FIRST FLOOR PLAN

SCALE: 3/32" = 1'-0"

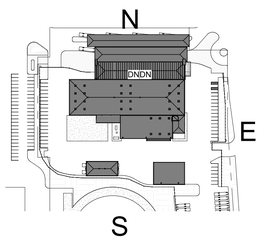

DATES AND REVISIONS

No.	Date / Description
	12/17/21 SD SET

Bowen
2019 Center St, Suite 500 | Cleveland, Ohio 44113
Phone: (216) 491-3000 Fax: (216) 491-8053
www.rlba.com - email@rlba.com

NOTICE

THIS ARCHITECTURAL AND ENGINEERING DRAWING IS GIVEN IN CONFIDENCE. NO USE OR DISSEMINATION MAY BE MADE WITHOUT PRIOR WRITTEN CONSENT OF THE ARCHITECT. ALL RIGHTS ARE HEREBY SPECIFICALLY RESERVED.
© 2019 RICHARD L. BOWEN + ASSOCIATES, INC.

BCRTA STATION
131 W. CHESTNUT ST.
OXFORD OH 45056

BLD A - FLOOR PLAN

DRAWN BY: J BREVICK
CHECKED BY: K EMLING
RLB NO.: 13405

DRAWING NO.
A1.1

12/17/2021 4:02:15 PM
C:\Users\jbrevick\Documents\13405 BCRTA Station - Architectural_jbrevickPK5RH.rvt

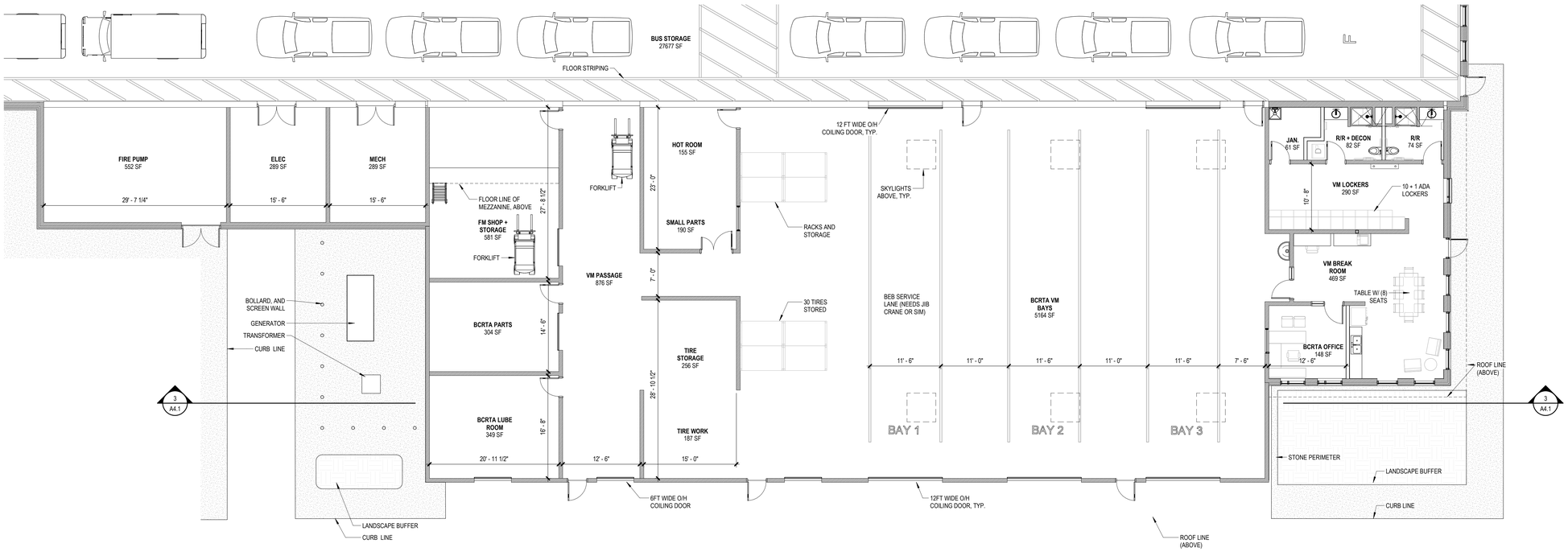

2 A1.2 ENLARGED PLAN - VEHICLE MAINTENANCE
SCALE: 1/8" = 1'-0"

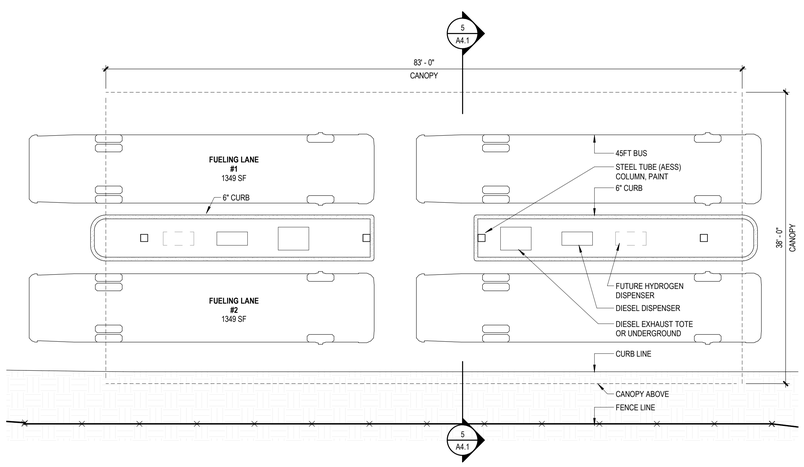

3 A1.2 COMPOSITE PLAN - BLD C - FUELING
SCALE: 1/8" = 1'-0"

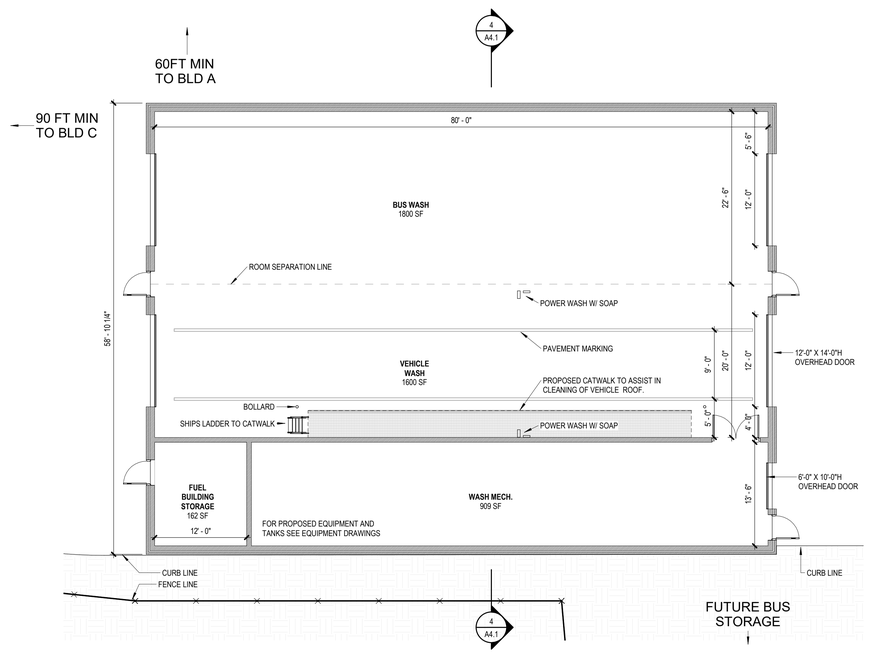

1 A1.2 COMPOSITE PLAN - BLD B - WASH
SCALE: 1/8" = 1'-0"

DATES AND REVISIONS

No.	Date / Description
	12/17/21 SD SET

Bowen+

2019 Center St, Suite 500 | Cleveland, Ohio 44113
Phone: (216) 491-8000 Fax: (216) 491-8053
www.rlba.com - email@rlba.com

NOTICE

THIS ARCHITECTURAL AND ENGINEERING DRAWING IS GIVEN IN CONFIDENCE. NO USE OR DISSEMINATION MAY BE MADE WITHOUT PRIOR WRITTEN CONSENT OF THE ARCHITECT. ALL RIGHTS ARE HEREBY SPECIFICALLY RESERVED.
© 2019 RICHARD L. BOWEN + ASSOCIATES, INC.

BCRTA STATION
131 W. CHESTNUT ST.
OXFORD OH 45056
BLD B - WASH, BLD C - FUEL, ENLARGED - VM

DRAWN BY: J BREVICK
CHECKED BY: K EMLING
RLB NO.: 13405

DRAWING NO.
A1.2

12/17/2021 4:02:20 PM
C:\Users\jbrevick\Documents\13405 BCRTA Station - Architectural_jbrevickPK8RH.rvt

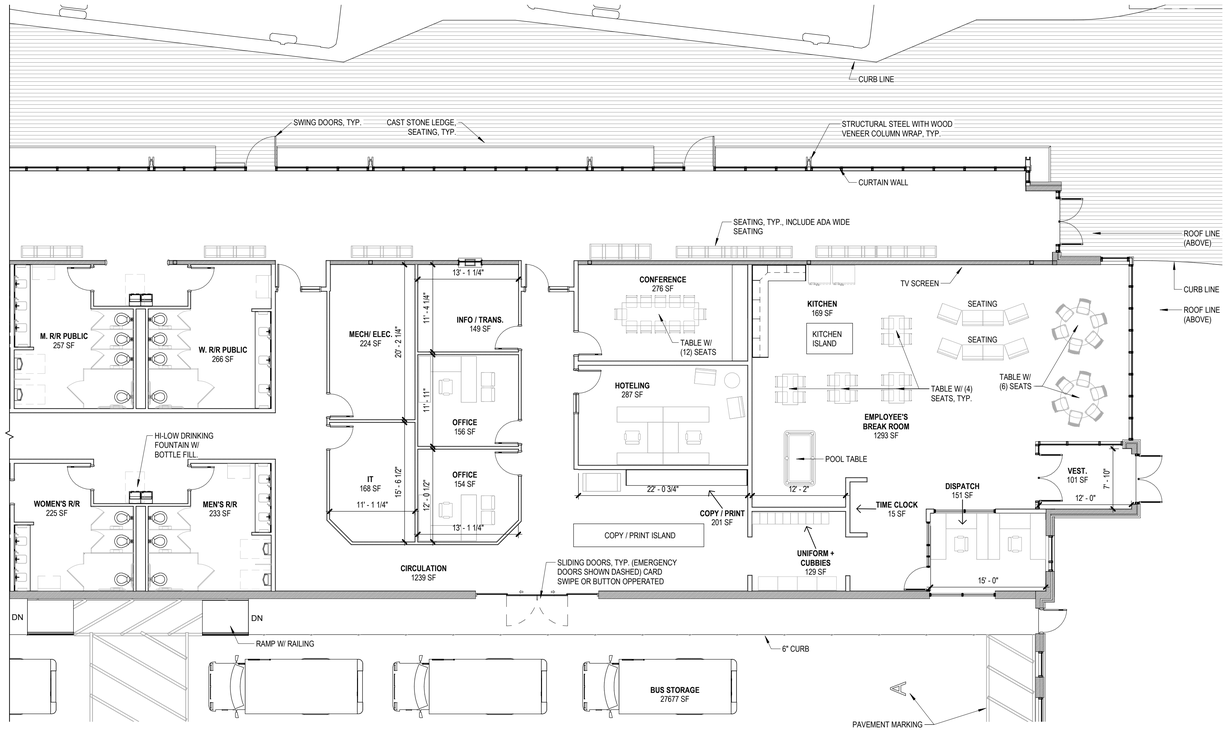

2 A1.3 ENLARGED PLAN - ADMIN/ PUBLIC - EAST
SCALE: 1/8" = 1'-0"

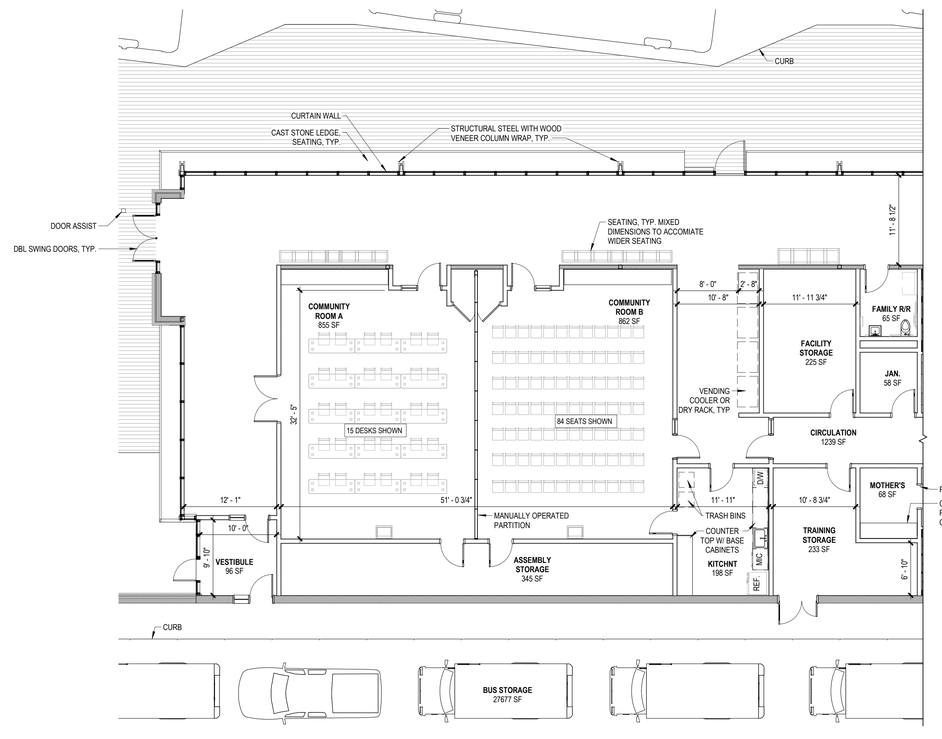

1 A1.3 ENLARGED PLAN - ADMIN/ PUBLIC - WEST
SCALE: 1/8" = 1'-0"

PLAN NORTH

DATES AND REVISIONS

No.	Date / Description
	12/17/21 SD SET

Bowen+
2019 Center St, Suite 500 / Cleveland, Ohio 44113
Phone: (216) 491-8000 Fax: (216) 491-8053
www.rlba.com - email@rlba.com

NOTICE

THIS ARCHITECTURAL AND ENGINEERING DRAWING IS GIVEN IN CONFIDENCE. NO USE OR DISSEMINATION MAY BE MADE WITHOUT PRIOR WRITTEN CONSENT OF THE ARCHITECT. ALL RIGHTS ARE HEREBY SPECIFICALLY RESERVED. © 2019 RICHARD L. BOWEN + ASSOCIATES, INC.

BCRTA STATION
131 W. CHESTNUT ST.
OXFORD OH 45056

ENLARGED - ADMIN / PUBLIC

DRAWN BY: J BREVICK
CHECKED BY: K EMLING
RLB NO.: 13405

DRAWING NO.
A1.3

12/17/2021 4:02:23 PM
C:\Users\jbrevick\Documents\13405 BCRTA Station - Architectural_jbrevickPK5RH.rvt

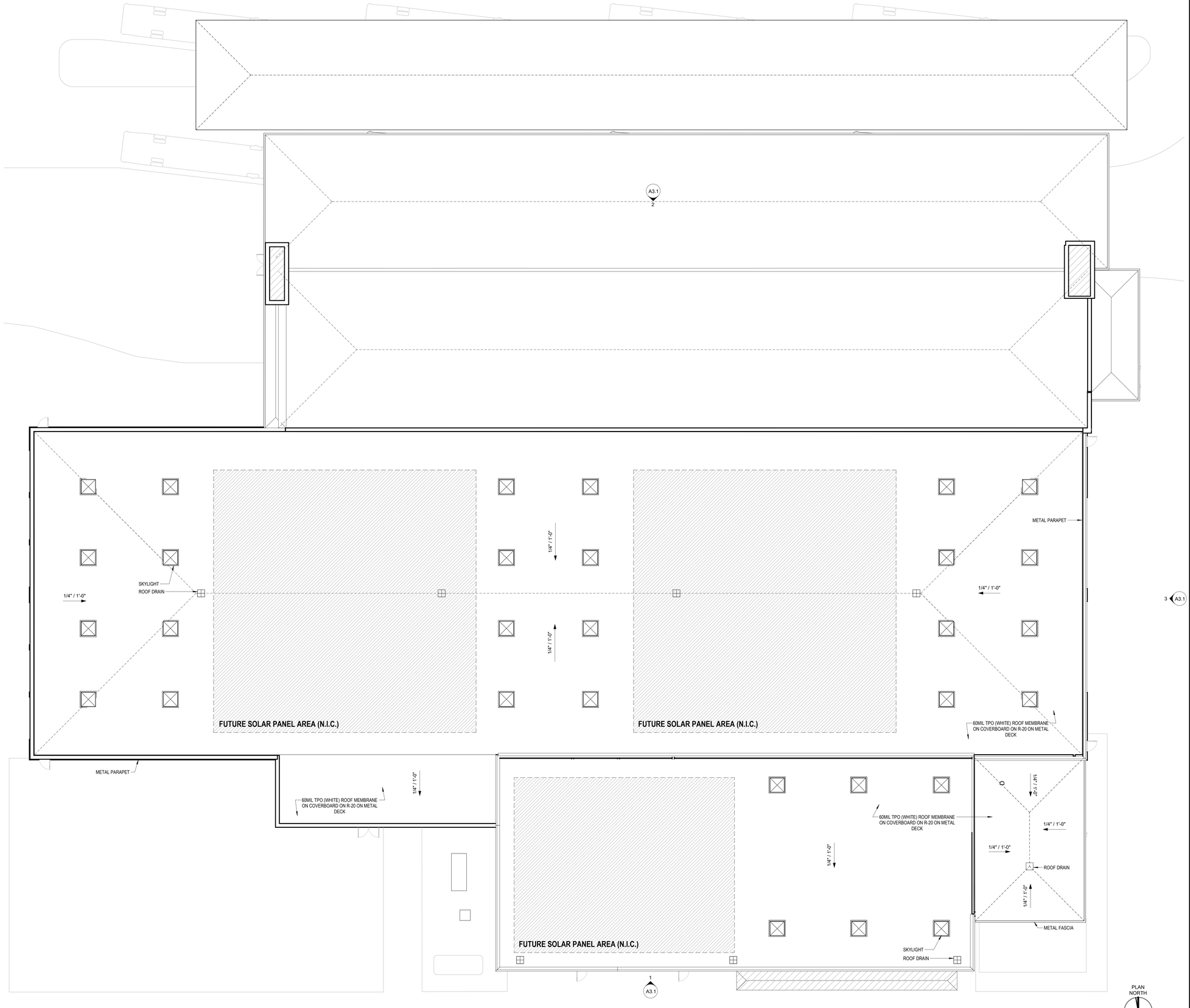

1 A2.1 OVERALL ROOF PLAN
SCALE: 3/32" = 1'-0"

DATES AND REVISIONS

No.	Date / Description
	12/17/21 SD SET

Bowen+

2019 Center St, Suite 500 | Cleveland, Ohio 44113
Phone: (216) 491-3000 | Fax: (216) 491-8053
www.rlba.com - email@rlba.com

NOTICE

THIS ARCHITECTURAL AND ENGINEERING DRAWING IS GIVEN IN CONFIDENCE. NO USE OR DISSEMINATION MAY BE MADE WITHOUT PRIOR WRITTEN CONSENT OF THE ARCHITECT. ALL RIGHTS ARE HEREBY SPECIFICALLY RESERVED.
© 2019 RICHARD L. BOWEN + ASSOCIATES, INC.

BCRTA STATION
131 W. CHESTNUT ST.
OXFORD OH 45056

BLD A - ROOF PLAN

DRAWN BY: J BREVICK
CHECKED BY: K EMLING
RLB NO.: 13405

DRAWING NO.
A2.1

12/17/2021 4:02:24 PM
C:\Users\jbrevick\Documents\13405 BCRTA Station - Architectural_jbrevickPK5RH.rvt

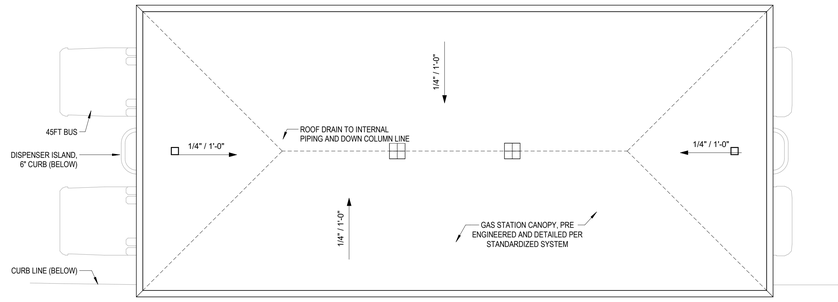

2 A2.2 ROOF PLAN - BLD C - FUELING
SCALE: 1/8" = 1'-0"

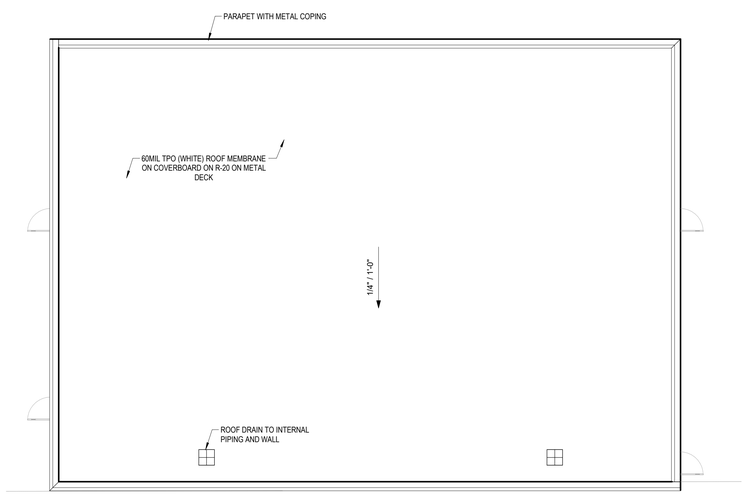

1 A2.2 ROOF PLAN - BLD B - WASH
SCALE: 1/8" = 1'-0"

DATES AND REVISIONS

No.	Date / Description
	12/17/21 SD SET

Bowen+
2019 Center St, Suite 500 / Cleveland, Ohio 44113
Phone: (216) 491-8000 Fax: (216) 491-8053
www.rlba.com - email@rlba.com

NOTICE

THIS ARCHITECTURAL AND ENGINEERING DRAWING IS GIVEN IN CONFIDENCE. NO USE OR DISSEMINATION MAY BE MADE WITHOUT PRIOR WRITTEN CONSENT OF THE ARCHITECT. ALL RIGHTS ARE HEREBY SPECIFICALLY RESERVED.
© 2019 RICHARD L. BOWEN + ASSOCIATES, INC.

BCRTA STATION
131 W. CHESTNUT ST.
OXFORD OH 45056

BLD B & C - ROOF PLAN

DRAWN BY: J BREVICK
CHECKED BY: K EMLING
RLB NO.: 13405

DRAWING NO.
A2.2

12/17/2021 4:02:24 PM
C:\Users\jbrevick\Documents\13405 BCRTA Station - Architectural_jbrevickPK5RH.rvt

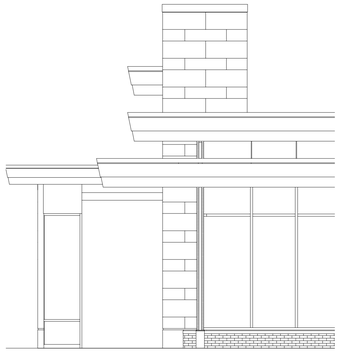

5 / A3.1 NORTH EAST ROOFS AND ROOF
SCALE: 3/16" = 1'-0"

5 / A3.1 ENTRANCE CALLOUT
SCALE: 3/16" = 1'-0"

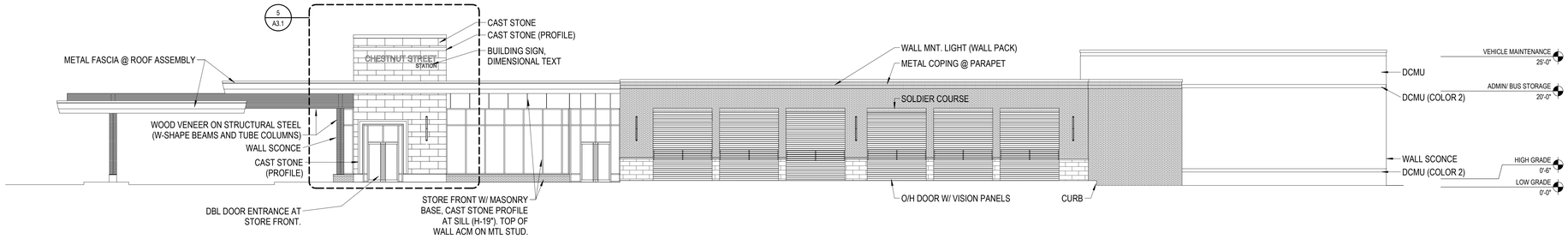

WEST ELEVATION

SCALE: 3/32" = 1'-0"

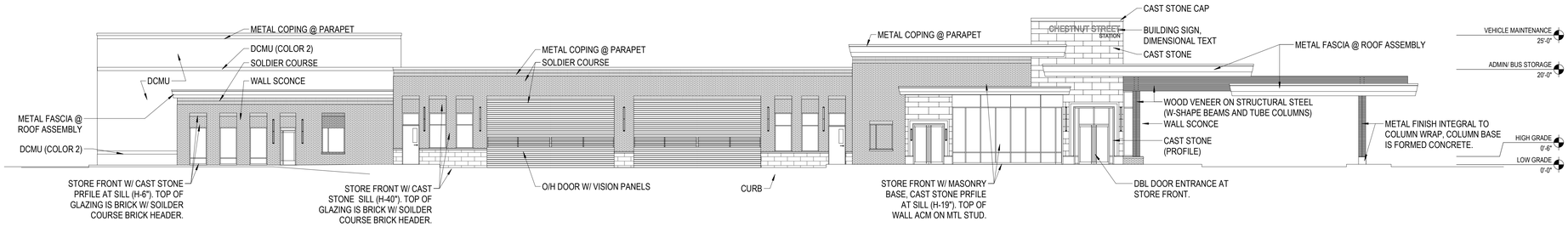

EAST ELEVATION

SCALE: 3/32" = 1'-0"

NORTH ELEVATION

SCALE: 3/32" = 1'-0"

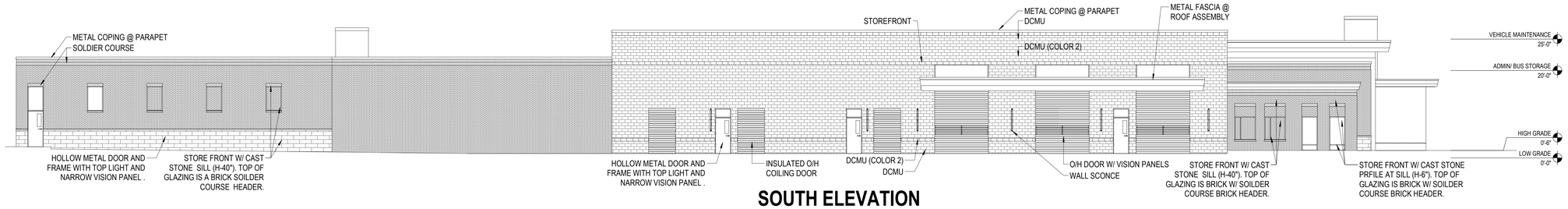

SOUTH ELEVATION

SCALE: 3/32" = 1'-0"

DATES AND REVISIONS

No.	Date / Description
	12/17/21 SD SET

Bowen
2019 Center St. Suite 500 | Cleveland, Ohio 44113
Phone: (216) 491-9300 Fax: (216) 491-9053
www.rlbowen.com e-mail@rlbowen.com

NOTICE

THIS ARCHITECTURAL AND ENGINEERING DRAWING IS GIVEN IN CONFIDENCE. NO USE OR DISSEMINATION MAY BE MADE WITHOUT PRIOR WRITTEN CONSENT OF THE ARCHITECT. ALL RIGHTS ARE HEREBY SPECIFICALLY RESERVED.
© 2019 RICHARD L. BOWEN + ASSOCIATES, INC.

BCRTA STATION
131 W. CHESTNUT ST.
OXFORD OH 45056

EXTERIOR ELEVATIONS

DRAWN BY: J BREVICK
CHECKED BY: K EMLING
RLB NO.: 13405

DRAWING NO.
A3.1

12/17/2021 4:02:26 PM
C:\Users\jbrevick\Documents\13405 BCRTA Station - Architectural_jbrevickPKBRH.rvt

GENERAL NOTES - BUILDING SECTIONS

1. ENVELOPE WALL: INSULATED CAVITY WALL WITH CMU BACKING AND BRICK, MASONRY, OR STONE AS INDICATED ON THE ELEVATION A3.1.
2. FUELING CANOPY: DELEGATED DESIGN
3. FINISH FLOOR: PER CIVIL DRAWINGS

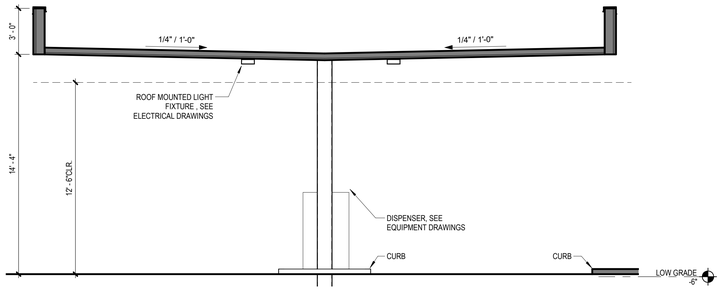

5 A4.1 BLD SECTION E/W - FUEL CANOPY
SCALE: 1/4" = 1'-0"

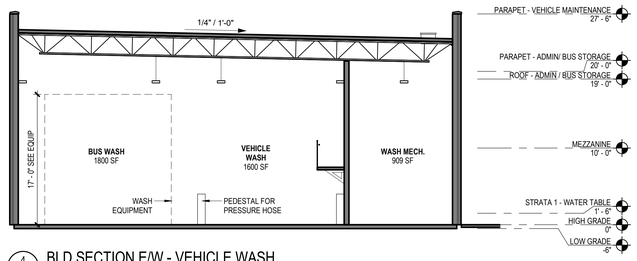

4 A4.1 BLD SECTION E/W - VEHICLE WASH
SCALE: 1/8" = 1'-0"

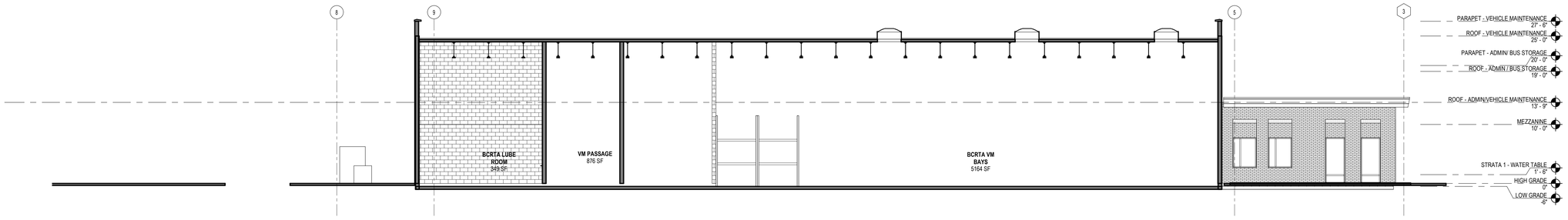

3 A4.1 BLDG SECTION N/S - VEHICLE MAINTENANCE
SCALE: 1/8" = 1'-0"

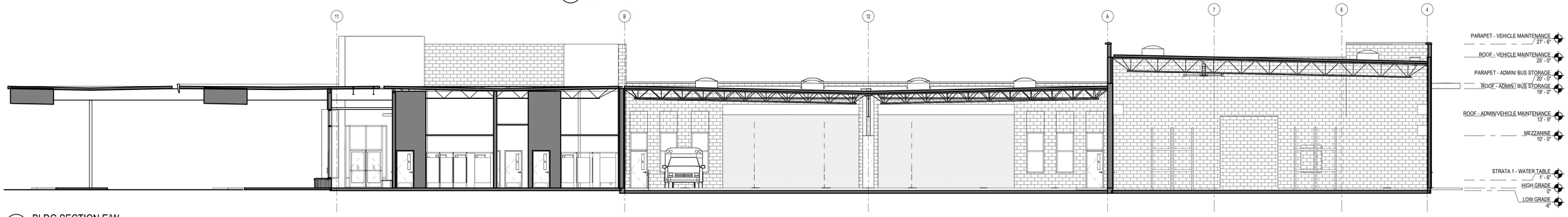

2 A4.1 BLDG SECTION E/W
SCALE: 1/8" = 1'-0"

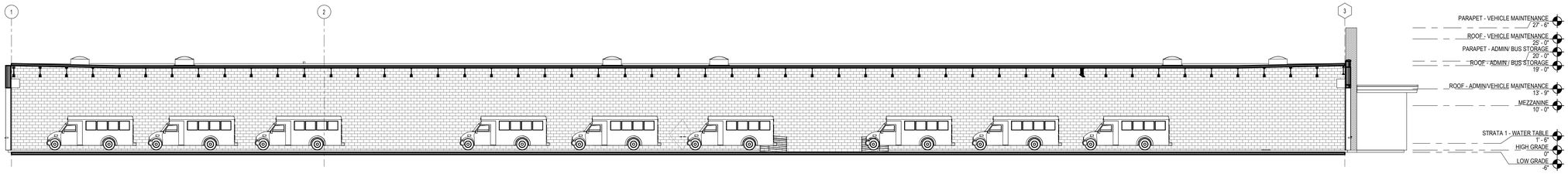

1 A4.1 BLDG SECTION N/S
SCALE: 3/32" = 1'-0"

DATES AND REVISIONS

No.	Date / Description
	12/17/21 SD SET

Bowen
2019 Center St. Suite 500 / Cleveland, Ohio 44113
Phone: (216) 491-9300 Fax: (216) 491-8053
www.rlba.com - email@rlba.com

NOTICE

THIS ARCHITECTURAL AND ENGINEERING DRAWING IS GIVEN IN CONFIDENCE. NO USE OR DISSEMINATION MAY BE MADE WITHOUT PRIOR WRITTEN CONSENT OF THE ARCHITECT. ALL RIGHTS ARE HEREBY SPECIFICALLY RESERVED.
© 2019 RICHARD L. BOWEN + ASSOCIATES, INC.

BCRTA STATION
131 W. CHESTNUT ST.
OXFORD OH 45056

BUILDING SECTIONS

DRAWN BY: J BREVICK
CHECKED BY: K EMLING
RLB NO.: 13405

DRAWING NO.
A4.1

12/17/2021 4:02:29 PM
C:\Users\jbrevick\Documents\13405 BCRTA Station - Architectural_jbrevickPK6RH.rvt

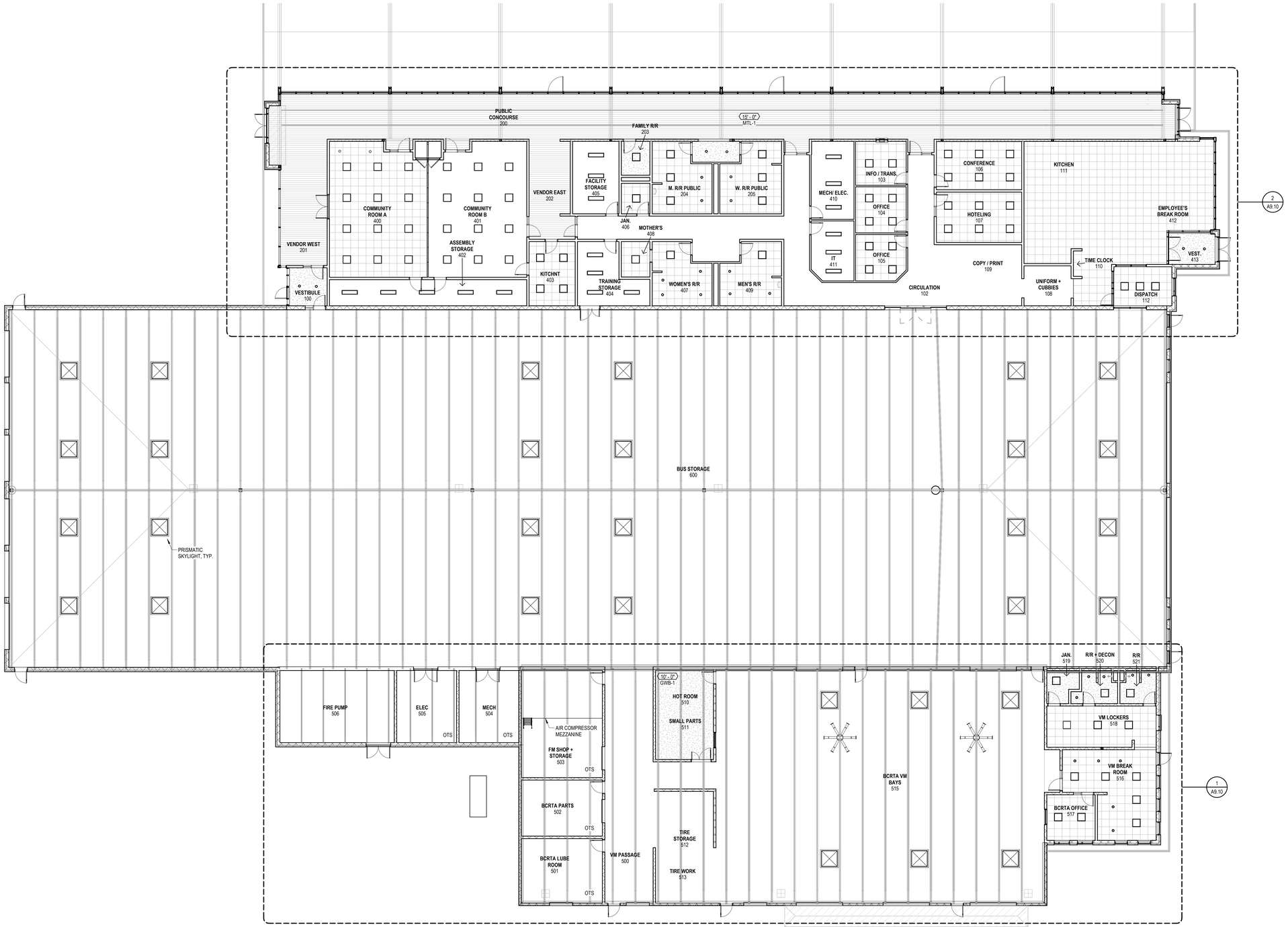

1 A9.1 REFLECTED CEILING PLAN - BLD A
SCALE: 3/32" = 1'-0"

LEGEND

- 2'x2' LAY-IN CEILING GRID
- GYPSUM BOARD CEILING ON METAL STUD
- 10' - 0" FINISH CEILING ELEVATION
- 2x2 LED LIGHT FIXTURE; SEE ELEC. DWGS.
- RECESSED DOWNLIGHT FIXTURE; SEE ELEC. DWGS.
- RECESSED WALL WASH DOWNLIGHT FIXTURE; SEE ELEC. DWGS.
- EXIT SIGN; SEE ELEC. DWGS.
- SC SECURITY CAMERA; SEE ELEC. DWGS.
- RETURN DIFFUSER; SEE MECH. DWGS.
- SUPPLY DIFFUSER; SEE MECH. DWGS.
- ACCESS PANEL
- LINEAR DIFFUSER; SEE MECH. DWGS.

PLAN NORTH

DATES AND REVISIONS

No.	Date / Description
	12/17/21 SD SET

Bowen
2019 Center St. Suite 500 / Cleveland, Ohio 44113
Phone: (216) 491-9300 Fax: (216) 491-8053
www.rlba.com - email@rlba.com

NOTICE

THIS ARCHITECTURAL AND ENGINEERING DRAWING IS GIVEN IN CONFIDENCE. NO USE OR DISSEMINATION MAY BE MADE WITHOUT PRIOR WRITTEN CONSENT OF THE ARCHITECT. ALL RIGHTS ARE HEREBY SPECIFICALLY RESERVED.
© 2019 RICHARD L. BOWEN + ASSOCIATES, INC.

BCRTA STATION
131 W. CHESTNUT ST.
OXFORD OH 45056

BLD A - REFLECTED CEILING PLAN

DRAWN BY: J BREVICK
CHECKED BY: K EMLING
RLB NO.: 13405

DRAWING NO.
A9.1

12/17/2021 4:02:33 PM
C:\Users\jbrevick\Documents\13405 BCRTA Station - Architectural_jbrevickPK5RH.rvt

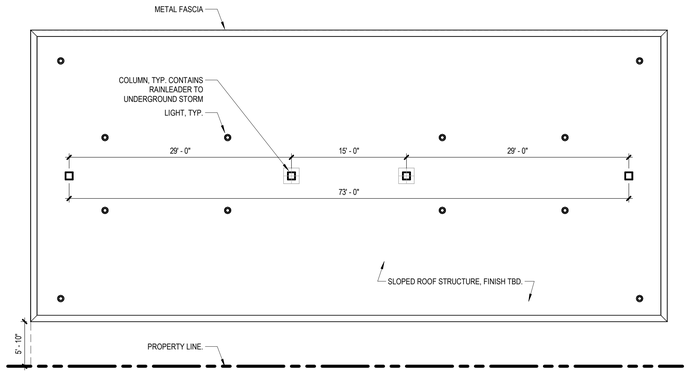

2 / A9.2 REFLECTED CEILING PLAN - BLD C

SCALE: 1/8" = 1'-0"

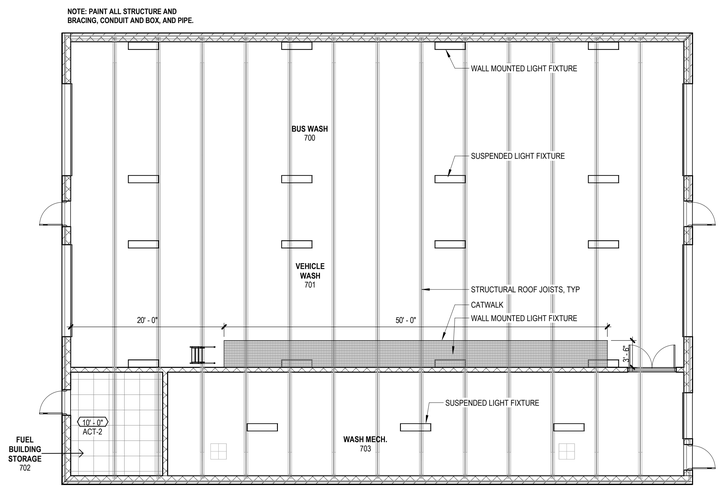

1 / A9.2 REFLECTED CEILING PLAN - BLD B

SCALE: 1/8" = 1'-0"

LEGEND

	2'x2' LAY-IN CEILING GRID
	GYPSUM BOARD CEILING ON METAL STUD
10' - 0"	FINISH CEILING ELEVATION
	2x2 LED LIGHT FIXTURE; SEE ELEC. DWGS.
	RECESSED DOWNLIGHT FIXTURE; SEE ELEC. DWGS.
	RECESSED WALL WASH DOWNLIGHT FIXTURE; SEE ELEC. DWGS.
	EXIT SIGN; SEE ELEC. DWGS.
SC	SECURITY CAMERA; SEE ELEC. DWGS.
	RETURN DIFFUSER; SEE MECH. DWGS.
	SUPPLY DIFFUSER; SEE MECH. DWGS.
	ACCESS PANEL
	LINEAR DIFFUSER; SEE MECH. DWGS.

PLAN NORTH

DATES AND REVISIONS

No.	Date / Description
	12/17/21 SD SET

Bowen
2019 Center St. Suite 500 | Cleveland, Ohio 44113
Phone: (216) 491-5000 Fax: (216) 491-9053
www.rlbowen.com - email@rlbowen.com

NOTICE

THIS ARCHITECTURAL AND ENGINEERING DRAWING IS GIVEN IN CONFIDENCE. NO USE OR DISSEMINATION MAY BE MADE WITHOUT PRIOR WRITTEN CONSENT OF THE ARCHITECT. ALL RIGHTS ARE HEREBY SPECIFICALLY RESERVED.
© 2019 RICHARD L. BOWEN + ASSOCIATES, INC.

BCRTA STATION
131 W. CHESTNUT ST.
OXFORD OH 45056

BLD B & C - REFLECTED CEILING PLAN

DRAWN BY: J BREVICK
CHECKED BY: K EMLING
RLB NO.: 13405

DRAWING NO.
A9.2

12/17/2021 4:02:33 PM
C:\Users\jbrevick\Documents\13405 BCRTA Station - Architectural_jbrevickPNX8Rh1.rvt

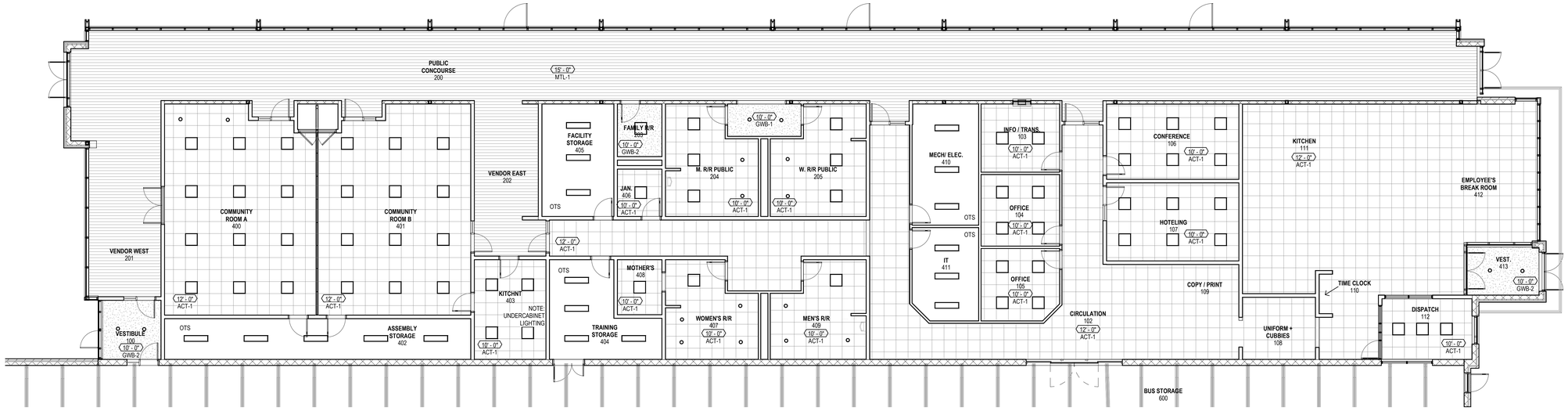

2 A9.10 RCP BLD A - NORTH
SCALE: 1/8" = 1'-0"

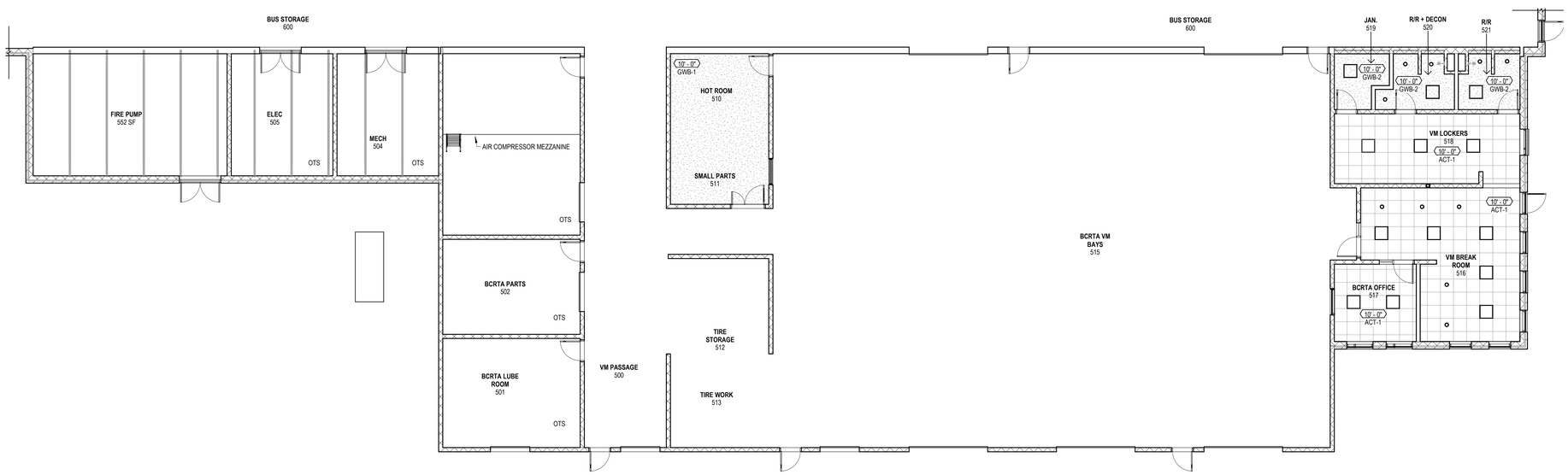

1 A9.10 RCP BLD A - SOUTH
SCALE: 1/8" = 1'-0"

DATES AND REVISIONS

No.	Date / Description
	12/17/21 SD SET

Bowen+
2019 Center St. Suite 500 / Cleveland, Ohio 44113
Phone: (216) 491-3000 Fax: (216) 491-8053
www.rlba.com - email@rlba.com

NOTICE

THIS ARCHITECTURAL AND ENGINEERING DRAWING IS GIVEN IN CONFIDENCE. NO USE OR DISSEMINATION MAY BE MADE WITHOUT PRIOR WRITTEN CONSENT OF THE ARCHITECT. ALL RIGHTS ARE HEREBY SPECIFICALLY RESERVED.
© 2019 RICHARD L. BOWEN + ASSOCIATES, INC.

BCRTA STATION
131 W. CHESTNUT ST.
OXFORD OH 45056

ENLARGED RCP BLD A - NORTH

DRAWN BY: J BREVICK
CHECKED BY: K EMLING
RLB NO.: 13405

DRAWING NO.
A9.10

12/17/2021 4:02:36 PM
C:\Users\jbrevick\Documents\13405 BCRTA Station - Architectural_jbrevickPK5RHn.rvt

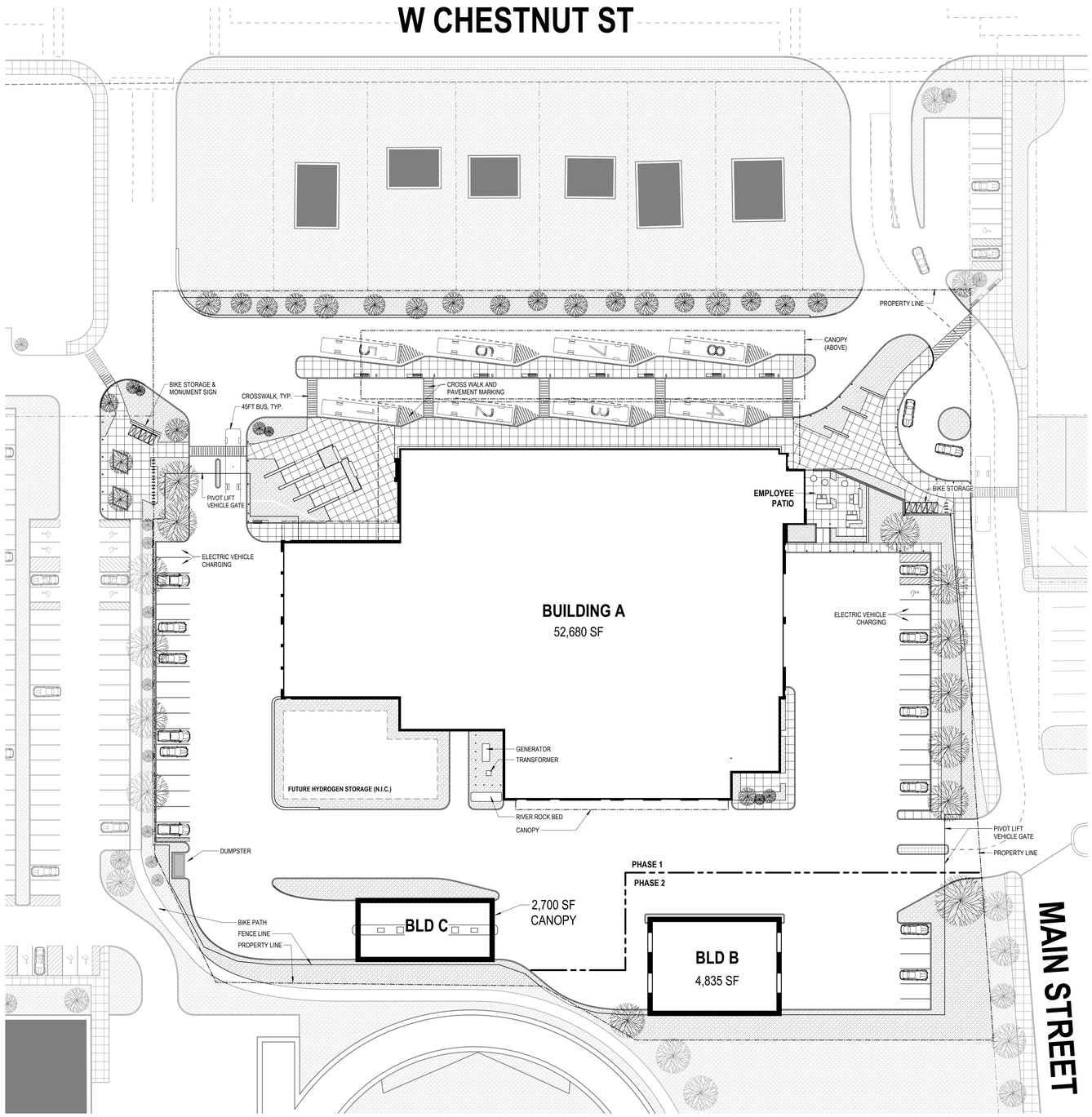

SITE PLAN

SCALE: 1" = 30'-0"

DATES AND REVISIONS

No.	Date / Description
	12/17/21 SD SET

Bowen+

2019 Center St. Suite 500 / Cleveland, Ohio 44113
Phone: (216) 491-3000 Fax: (216) 491-8053
www.rlba.com - email@rlba.com

NOTICE

THIS ARCHITECTURAL AND ENGINEERING DRAWING IS GIVEN IN CONFIDENCE. NO USE OR DISSEMINATION MAY BE MADE WITHOUT PRIOR WRITTEN CONSENT OF THE ARCHITECT. ALL RIGHTS ARE HEREBY SPECIFICALLY RESERVED.
© 2019 RICHARD L. BOWEN + ASSOCIATES, INC.

BCRTA STATION
131 W. CHESTNUT ST.
OXFORD OH 45056

ARCHITECTURAL SITE PLAN

DRAWN BY: J BREVICK
CHECKED BY: K EMLING
RLB NO.: 13405

DRAWING NO.
AS1.1

12/17/2021 4:02:38 PM
C:\Users\jbrevick\Documents\13405 BCRTA Station - Architectural_jbrevickPK6RH.rvt

EQUIPMENT KEYNOTE LEGEND

1. SPLIT SYSTEM EVAPORATOR
2. DOMESTIC WATER HEATER
3. PANELBOARD
4. TRANSFORMER

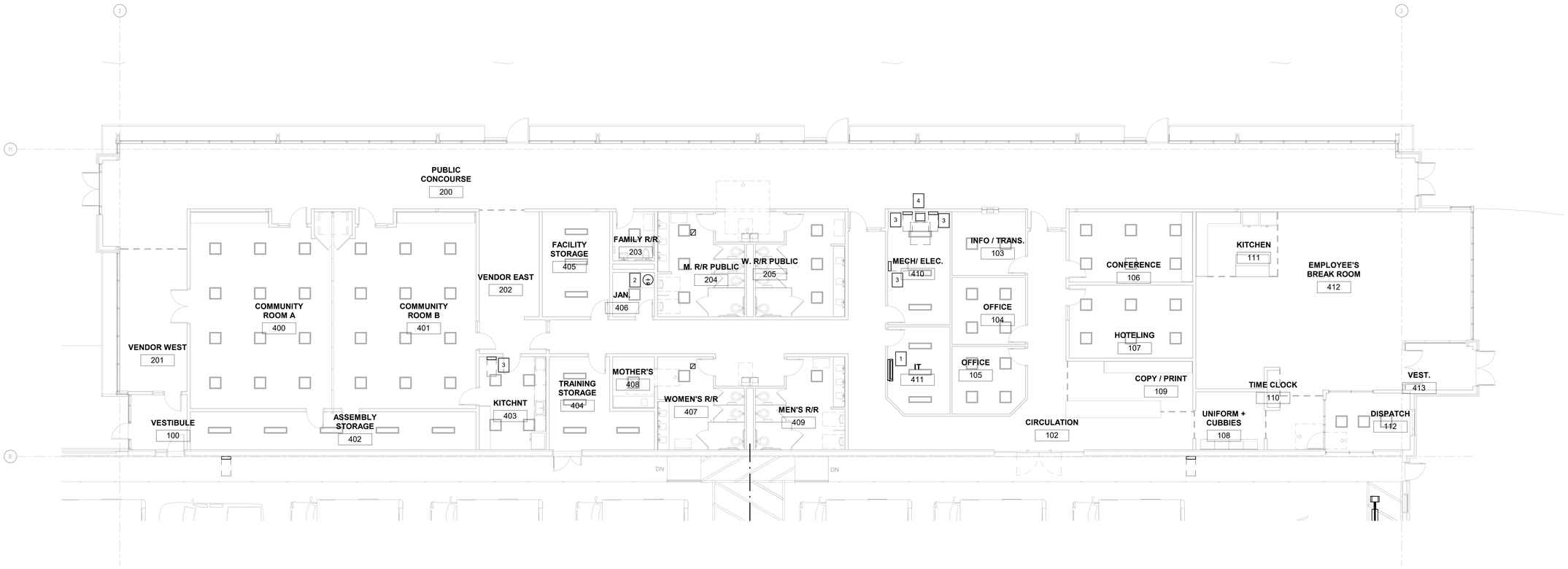

1 / X1.1 ADMIN/PUBLIC FLOOR PLAN - COORDINATION PLAN
1/8" = 1'-0"

DATES AND REVISIONS

No.	Date / Description
	12/17/21 SD SET

URBAN ENGINEERS
530 Walnut Street,
Philadelphia, PA 19106
215.922.8880 (ph)
215.922.8882 (fax)

Bowen+
2019 Center St, Suite 500 / Cleveland, Ohio 44113
Phone: (216) 491-3000 Fax: (216) 491-8033
www.rlba.com - email@rlba.com

NOTICE

THIS ARCHITECTURAL AND ENGINEERING DRAWING IS GIVEN IN CONFIDENCE. NO USE OR DISSEMINATION MAY BE MADE WITHOUT PRIOR WRITTEN CONSENT OF THE ARCHITECT. ALL RIGHTS ARE HEREBY SPECIFICALLY RESERVED.
© 2019 RICHARD L. BOWEN + ASSOCIATES, INC.

BCRTA STATION
CHESTNUT ST.
OXFORD OH
EQUIPMENT COORDINATION - ADMIN/PUBLIC FLOOR PLAN

DRAWN BY: FMS
CHECKED BY: KBP
RLB NO.: 13405

DRAWING NO.
X1.1

12/17/2021 1:36:57 PM
C:\Users\kbparford\Documents\BCRTA Station - MEP Central model_kbparford.rvt

EQUIPMENT KEYNOTE LEGEND

1. INFRARED HEATER
2. HOSE REEL WITH DISPENSER
3. PANELBOARD



1 / X1.2 BUS STORAGE FLOOR PLAN WEST - COORDINATION PLAN
1/8" = 1'-0"

DATES AND REVISIONS

No.	Date / Description
	12/17/21 SD SET

URBAN ENGINEERS
530 Walnut Street,
Philadelphia, PA 19106
215.922.8880 (ph)
215.922.8882 (fax)

Bowen+
2019 Center St. Suite 500 / Cleveland, Ohio 44113
Phone: (216) 491-3000 Fax: (216) 491-8053
www.rlba.com - email@rlba.com

NOTICE

THIS ARCHITECTURAL AND ENGINEERING DRAWING IS GIVEN IN CONFIDENCE. NO USE OR DISSEMINATION MAY BE MADE WITHOUT PRIOR WRITTEN CONSENT OF THE ARCHITECT. ALL RIGHTS ARE HEREBY SPECIFICALLY RESERVED.
© 2019 RICHARD L. BOWEN + ASSOCIATES, INC.

BCRTA STATION
CHESTNUT ST.
OXFORD OH

EQUIPMENT COORDINATION - BUS STORAGE PARTIAL FLOOR PLAN WEST

DRAWN BY: FMS
CHECKED BY: KBP
RLB NO.: 13405

DRAWING NO.
X1.2

12/17/2021 1:36:58 PM
C:\Users\kbperford\Documents\BCRTA Station - MEP Central model_kbperford.rvt

EQUIPMENT KEYNOTE LEGEND

1. INFRARED HEATER
2. HOSE REEL WITH DISPENSER
3. PANELBOARD

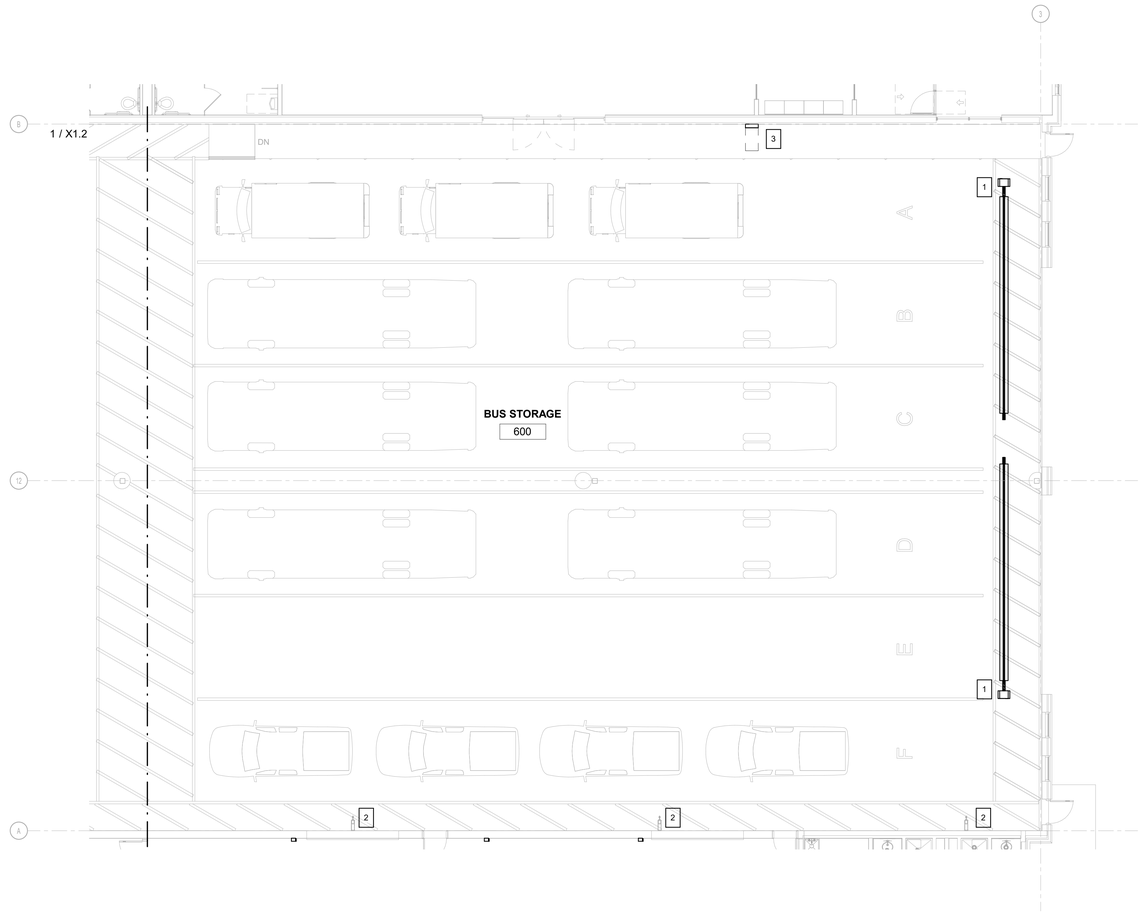

1 / X1.3 BUS STORAGE FLOOR PLAN EAST - COORDINATION PLAN
1/8" = 1'-0"

DATES AND REVISIONS

No.	Date / Description
	12/17/21 SD SET

URBAN ENGINEERS
530 Walnut Street,
Philadelphia, PA 19106
215.922.8880 (ph)
215.922.8882 (fax)

Bowen+
2019 Center St, Suite 500 / Cleveland, Ohio 44113
Phone: (216) 491-3000 Fax: (216) 491-8053
www.rlba.com - email@rlba.com

NOTICE

THIS ARCHITECTURAL AND ENGINEERING DRAWING IS GIVEN IN CONFIDENCE. NO USE OR DISSEMINATION MAY BE MADE WITHOUT PRIOR WRITTEN CONSENT OF THE ARCHITECT. ALL RIGHTS ARE HEREBY SPECIFICALLY RESERVED.
© 2019 RICHARD L. BOWEN + ASSOCIATES, INC.

BCRTA STATION
CHESTNUT ST.
OXFORD OH

EQUIPMENT COORDINATION - BUS STORAGE PARTIAL FLOOR PLAN EAST

DRAWN BY: FMS
CHECKED BY: KBP
RLB NO.: 13405

DRAWING NO.
X1.3

12/17/2021 1:36:59 PM
C:\Users\kbperford\Documents\BCRTA Station - MEP Central model_kbperford.rvt

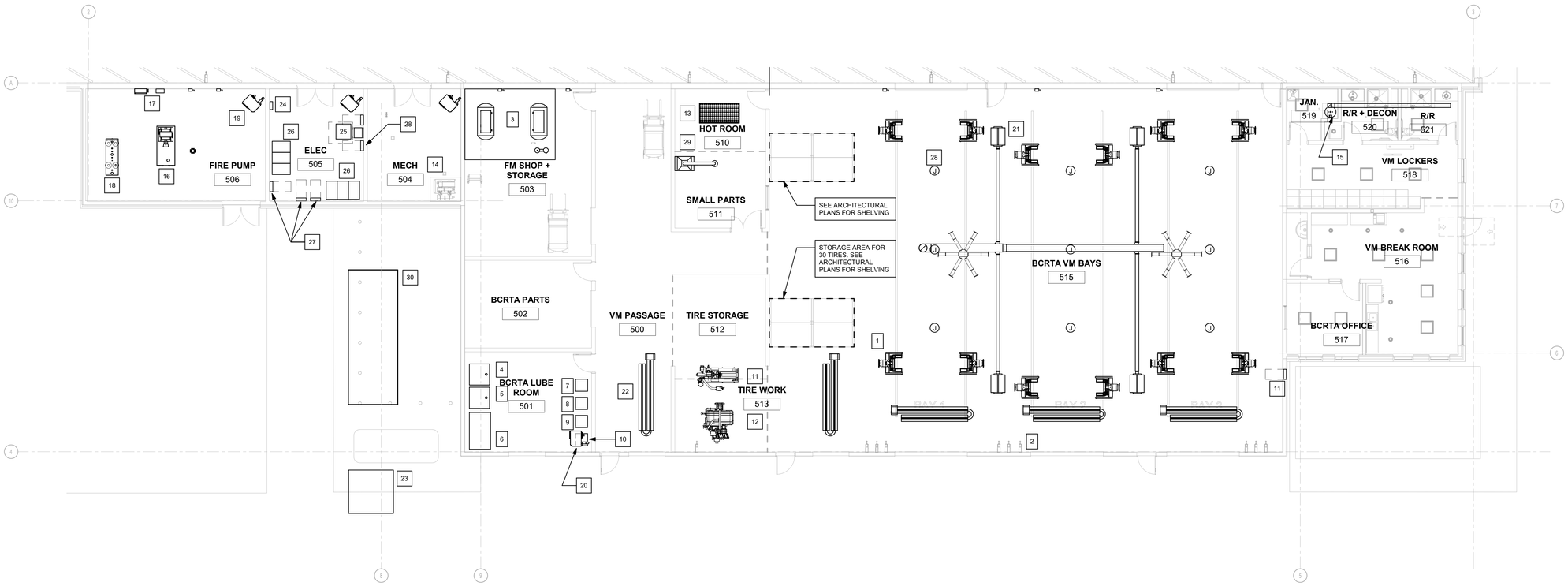

1 / X1.4 VEHICLE MAINTENANCE FLOOR PLAN - COORDINATION PLAN
1/8" = 1'-0"

EQUIPMENT KEYNOTE LEGEND

1. PORTABLE VEHICLE LIFT (TYP.)
2. HOSE REEL WITH DISPENSER (TYP.)
3. DUAL COMPRESSOR SYSTEM
4. VEHICLE OIL (275 GAL)
5. HYDRAULIC FLUID (275 GAL)
6. WASTE-OIL STORAGE (500 GAL)
7. VEHICLE LUBRICANT (55 GAL)
8. VEHICLE GREASE (55 GAL)
9. ANTIFREEZE (55 GAL)
10. DIESEL EXHAUST FLUID (55 GAL)
11. TIRE CHANGER
12. TIRE BALANCER
13. WELDING TABLE
14. DOMESTIC WATER BOOSTER PUMP
15. DOMESTIC WATER HEATER
16. FIRE PUMP
17. FIRE PUMP CONTROLS
18. FIRE PUMP DIESEL STORAGE TANK
19. UNIT HEATER (TYP.)
20. SEPARATED COMBUSTION UNIT HEATER
21. VEHICLE EXHAUST SYSTEM
22. INFRARED HEATER
23. UTILITY TRANSFORMER
24. FIRE ALARM CONTROL PANEL
25. TRANSFORMER
26. SWITCHBOARD (TYP.)
27. PANELBOARD (TYP.)
28. JUNCTION BOX FOR POWER DROP (TYP.)
29. PORTABLE AIR CLEANER UNIT (WELDING EXHAUST)
30. EMERGENCY GENERATOR

DATES AND REVISIONS

No.	Date / Description
	12/17/21 SD SET

URBAN ENGINEERS
530 Walnut Street,
Philadelphia, PA 19106
215.922.8880 (ph)
215.922.8882 (fax)

Bowen
2019 Center St, Suite 500 / Cleveland, Ohio 44113
Phone: (216) 491-3300 Fax: (216) 491-8053
www.rlba.com - email@rlba.com

NOTICE

THIS ARCHITECTURAL AND ENGINEERING DRAWING IS GIVEN IN CONFIDENCE. NO USE OR DISSEMINATION MAY BE MADE WITHOUT PRIOR WRITTEN CONSENT OF THE ARCHITECT. ALL RIGHTS ARE HEREBY SPECIFICALLY RESERVED.
© 2019 RICHARD L. BOWEN + ASSOCIATES, INC.

BCRTA STATION
CHESTNUT ST.
OXFORD OH

EQUIPMENT COORDINATION - VEHICLE MAINTENANCE FLOOR PLAN

DRAWN BY: FMS
CHECKED BY: KBP
RLB NO.: 13405

DRAWING NO.
X1.4

12/17/2021 1:37:34 PM
C:\Users\kbperford\Documents\BCRTA Station - MEP Central model_kbperford.rvt

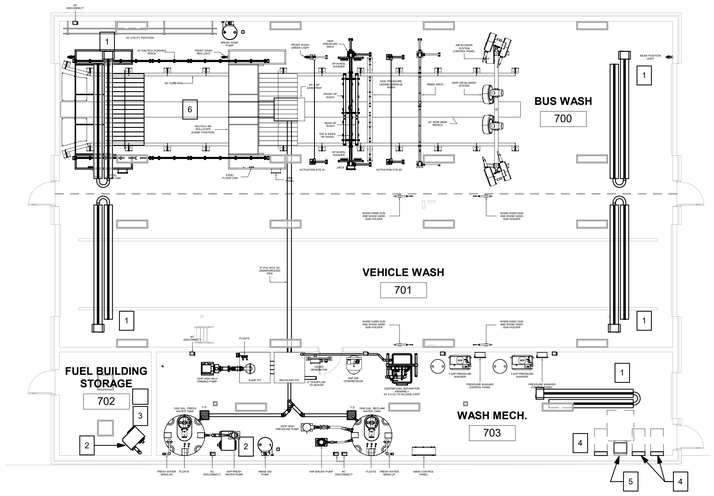

2 / X1.5 WASH BUILDING FLOOR PLAN - COORDINATION PLAN
1/8" = 1'-0"

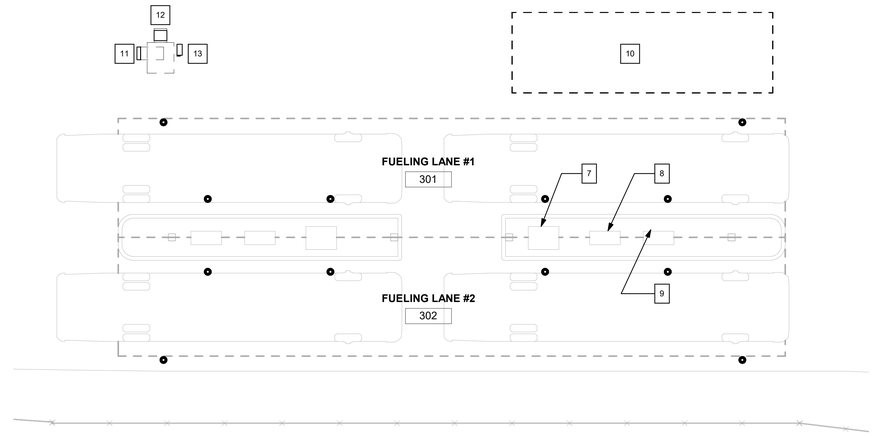

1 / X1.5 FUELING FLOOR PLAN - COORDINATION PLAN
1/8" = 1'-0"

EQUIPMENT KEYNOTE LEGEND

1. INFRARED HEATER
2. SEPARATED COMBUSTION UNIT HEATER
3. DIESEL FUEL STORAGE DRUM
4. PANELBOARD (TYP.)
5. TRANSFORMER
6. BUS WASHING EQUIPMENT
7. ABOVEGROUND DIESEL EXHAUST FLUID (DEF) TOTE OR DEF DISPENSER WITH UNDERGROUND TANK STORAGE
8. DIESEL DISPENSER
9. FUTURE HYDROGEN FUEL DISPENSER
10. UNDERGROUND DIESEL STORAGE TANK FOR FUEL ISLAND (20,000 GAL), LOCATION TO BE COORDINATED
11. PANELBOARD
12. TRANSFORMER
13. PRIMARY DISCONNECT SWITCH

DATES AND REVISIONS

No.	Date / Description
	12/17/21 SD SET

URBAN ENGINEERS
530 Walnut Street,
Philadelphia, PA 19106
215.922.2000 (Main)
215.922.8092 (fax)

Bowen
2019 Center St. Suite 500 Cleveland, Ohio 44113
Phone: (216) 491-9300 Fax: (216) 491-9053
www.rlbpc.com e-mail@rlbpc.com

NOTICE

THIS ARCHITECTURAL AND ENGINEERING DRAWING IS GIVEN IN CONFIDENCE. NO USE OR DISSEMINATION MAY BE MADE WITHOUT PRIOR WRITTEN CONSENT OF THE ARCHITECT. ALL RIGHTS ARE HEREBY SPECIFICALLY RESERVED.
© 2019 RICHARD L. BOWEN + ASSOCIATES, INC.

BCRTA STATION
CHESTNUT ST.
OXFORD OH
EQUIPMENT COORDINATION - WASH BUILDING AND FUELING FLOOR PLANS

DRAWN BY: FMS
CHECKED BY: KBP
RLB NO.: 13405

DRAWING NO.
X1.5

12/17/2021 1:37:38 PM
C:\Users\kbpar\AppData\Local\Temp\acpublish\BCRTA Station - MEP Central model_kbparford.rvt

EQUIPMENT KEYNOTE LEGEND

1. ROOFTOP MECHANICAL UNIT
2. SPLIT SYSTEM CONDENSING UNIT
3. EXHAUST FAN

1 / X1.6 ADMIN/PUBLIC ROOF PLAN - COORDINATION PLAN
1/8" = 1'-0"

DATES AND REVISIONS

No.	Date / Description
	12/17/21 SD SET

URBAN ENGINEERS
530 Walnut Street,
Philadelphia, PA 19106
215.922.8880 (ph)
215.922.8882 (fax)

Bowen+
2019 Center St, Suite 500 / Cleveland, Ohio 44113
Phone: (216) 491-3000 Fax: (216) 491-8053
www.rlba.com - email@rlba.com

NOTICE

THIS ARCHITECTURAL AND ENGINEERING DRAWING IS GIVEN IN CONFIDENCE. NO USE OR DISSEMINATION MAY BE MADE WITHOUT PRIOR WRITTEN CONSENT OF THE ARCHITECT. ALL RIGHTS ARE HEREBY SPECIFICALLY RESERVED.
© 2019 RICHARD L. BOWEN + ASSOCIATES, INC.

BCRTA STATION
CHESTNUT ST.
OXFORD OH
EQUIPMENT COORDINATION - ADMIN/PUBLIC ROOF PLAN

DRAWN BY: FMS
CHECKED BY: KBP
RLB NO.: 13405

DRAWING NO.
X1.6

12/17/2021 1:37:39 PM
C:\Users\kbpanford\Documents\BCRTA Station - MEP Central model_kbpanford.rvt

EQUIPMENT KEYNOTE LEGEND

1. ROOFTOP MECHANICAL UNIT



1 / X1.7 BUS STORAGE ROOF PLAN WEST - COORDINATION PLAN

1/8" = 1'-0"

DATES AND REVISIONS

No.	Date / Description
	12/17/21 SD SET

URBAN ENGINEERS
530 Walnut Street,
Philadelphia, PA 19106
215.922.8080 (ph)
215.922.8082 (fax)

Bowen+
2019 Center St, Suite 500 / Cleveland, Ohio 44113
Phone: (216) 491-3000 Fax: (216) 491-8053
www.rlba.com - email@rlba.com

NOTICE

THIS ARCHITECTURAL AND ENGINEERING DRAWING IS GIVEN IN CONFIDENCE. NO USE OR DISSEMINATION MAY BE MADE WITHOUT PRIOR WRITTEN CONSENT OF THE ARCHITECT. ALL RIGHTS ARE HEREBY SPECIFICALLY RESERVED.
© 2019 RICHARD L. BOWEN + ASSOCIATES, INC.

BCRTA STATION
CHESTNUT ST.
OXFORD OH

EQUIPMENT COORDINATION - BUS STORAGE PARTIAL ROOF PLAN WEST

DRAWN BY: FMS

CHECKED BY: KBP

RLB NO.: 13405

DRAWING NO.

X1.7

12/17/2021 1:37:40 PM
C:\Users\kbperford\Documents\BCRTA Station - MEP Central model_kbperford.rvt

EQUIPMENT KEYNOTE LEGEND

1. ROOFTOP MECHANICAL UNIT

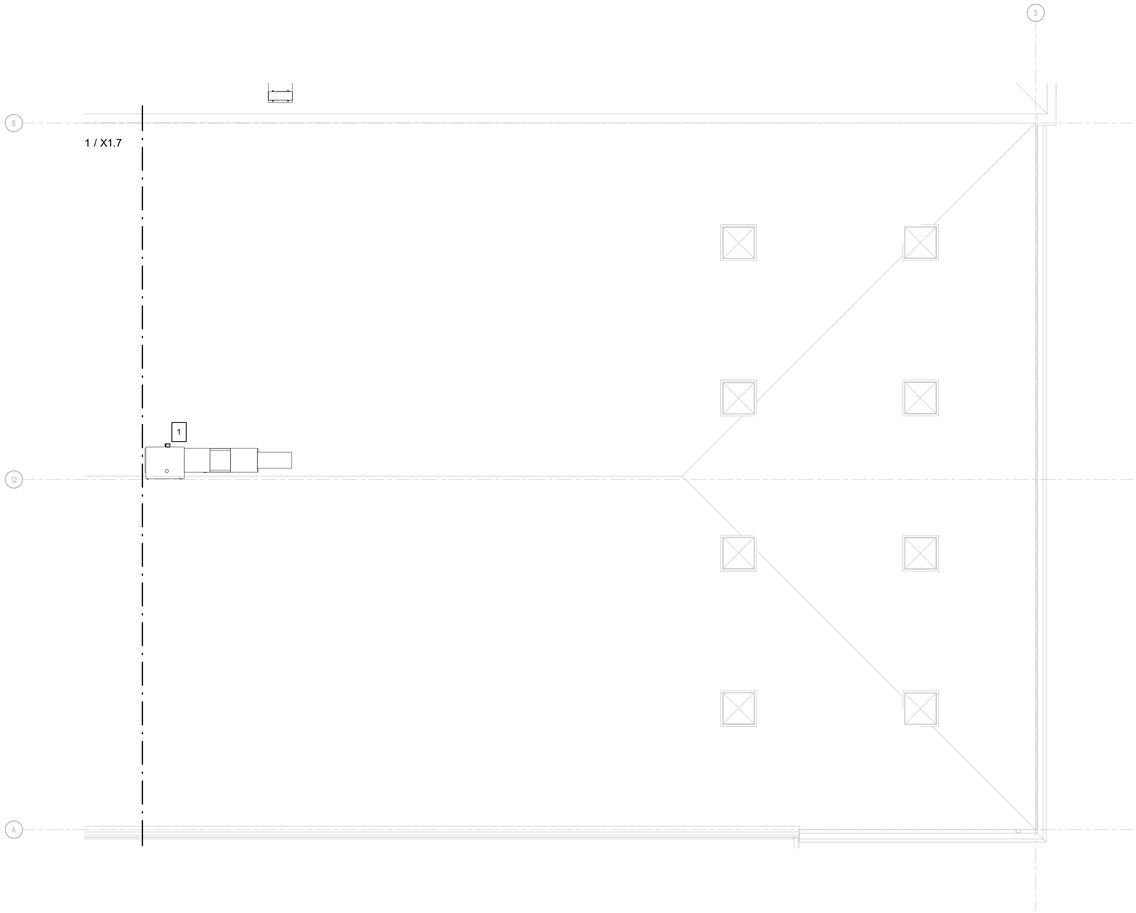

1 / X1.8 BUS STORAGE ROOF PLAN EAST - COORDINATION PLAN

1/8" = 1'-0"

DATES AND REVISIONS

No.	Date / Description
	12/17/21 SD SET

URBAN ENGINEERS
530 Walnut Street,
Philadelphia, PA 19106
215.922.8880 (ph)
215.922.8882 (fax)

Bowen+
2019 Center St, Suite 500 / Cleveland, Ohio 44113
Phone: (216) 491-8000 Fax: (216) 491-8053
www.rlba.com - email@rlba.com

NOTICE

THIS ARCHITECTURAL AND ENGINEERING DRAWING IS GIVEN IN CONFIDENCE. NO USE OR DISSEMINATION MAY BE MADE WITHOUT PRIOR WRITTEN CONSENT OF THE ARCHITECT. ALL RIGHTS ARE HEREBY SPECIFICALLY RESERVED.
© 2019 RICHARD L. BOWEN + ASSOCIATES, INC.

BCRTA STATION
CHESTNUT ST.
OXFORD OH

EQUIPMENT COORDINATION - BUS STORAGE PARTIAL ROOF PLAN EAST

DRAWN BY: FMS
CHECKED BY: KBP
RLB NO.: 13405

DRAWING NO.
X1.8

12/17/2021 1:37:41 PM
C:\Users\kbperford\Documents\BCRTA Station - MEP Central model_kbperford.rvt

EQUIPMENT KEYNOTE LEGEND

1. ROOFTOP MECHANICAL UNIT
2. EXHUAST FAN
3. ROOFTOP MECHANICAL UNIT
4. VEHICLE EXHAUST SYSTEM FAN

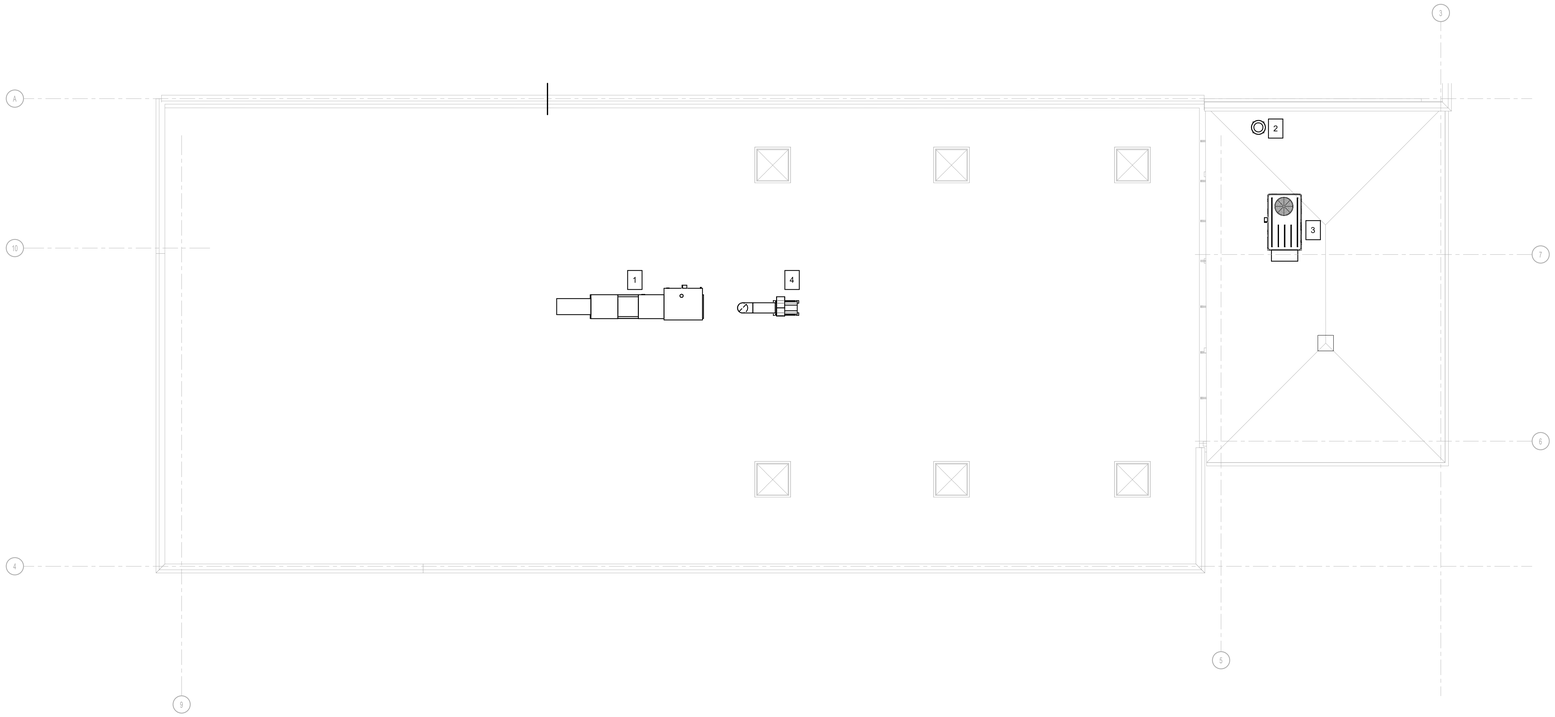

1 / X1.9 VEHICLE MAINTENANCE ROOF PLAN - COORDINATION PLAN
1/8" = 1'-0"

DATES AND REVISIONS

No.	Date / Description
	12/17/21 SD SET

URBAN ENGINEERS
530 Walnut Street,
Philadelphia, PA 19106
215.922.8880 (ph)
215.922.8882 (fax)

Bowen+
2019 Center St, Suite 500 / Cleveland, Ohio 44113
Phone: (216) 491-3000 Fax: (216) 491-8053
www.rlba.com - email@rlba.com

NOTICE

THIS ARCHITECTURAL AND ENGINEERING DRAWING IS GIVEN IN CONFIDENCE. NO USE OR DISSEMINATION MAY BE MADE WITHOUT PRIOR WRITTEN CONSENT OF THE ARCHITECT. ALL RIGHTS ARE HEREBY SPECIFICALLY RESERVED.
© 2019 RICHARD L. BOWEN + ASSOCIATES, INC.

BCRTA STATION
CHESTNUT ST.
OXFORD OH
EQUIPMENT COORDINATION - VEHICLE MAINTENANCE ROOF PLAN

DRAWN BY: FMS
CHECKED BY: KBP
RLB NO.: 13405

DRAWING NO.
X1.9

12/17/2021 1:37:41 PM
C:\Users\kbpanfold\Documents\BCRTA Station - MEP Central model_kbpanfold.rvt

EQUIPMENT KEYNOTE LEGEND

1. ROOFTOP MECHANICAL UNIT

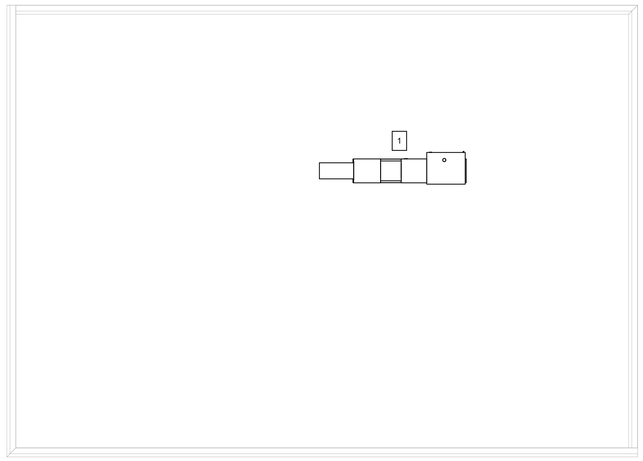

1 X1.10 WASH BUILDING ROOF PLAN - COORDINATION PLAN
1/8" = 1'-0"



2 X1.10 FUELING ROOF PLAN - COORDINATION PLAN
1/8" = 1'-0"

DATES AND REVISIONS

No.	Date / Description
	12/17/21 SD SET

URBAN ENGINEERS
530 Walnut Street,
Philadelphia, PA 19106
215.922.8880 (ph)
215.922.8882 (fax)

Bowen+
2019 Center St, Suite 500 | Cleveland, Ohio 44113
Phone: (216) 491-8000 Fax: (216) 491-8053
www.rlba.com - email@rlba.com

NOTICE

THIS ARCHITECTURAL AND ENGINEERING DRAWING IS GIVEN IN CONFIDENCE. NO USE OR DISSEMINATION MAY BE MADE WITHOUT PRIOR WRITTEN CONSENT OF THE ARCHITECT. ALL RIGHTS ARE HEREBY SPECIFICALLY RESERVED.
© 2019 RICHARD L. BOWEN + ASSOCIATES, INC.

BCRTA STATION
CHESTNUT ST.
OXFORD OH

EQUIPMENT COORDINATION - WASH BUILDING AND FUELING ROOF PLANS

DRAWN BY: FMS
CHECKED BY: KBP
RLB NO.: 13405

DRAWING NO.
X1.10

12/17/2021 1:37:42 PM
C:\Users\kbpanford\Documents\BCRTA Station - MEP Central model_kbpanford.rvt